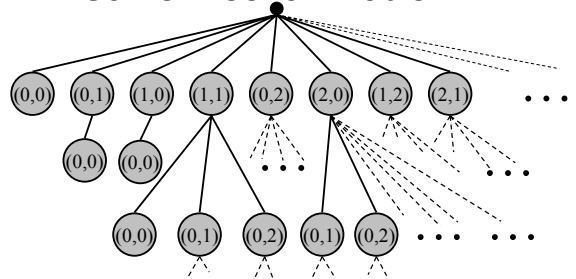


6	9	13	7
12	10	5	
3	1	14	11
15	8	16	4

Termination Well-founded Posets

6	9	13	7
12	10	5	
3	1	14	11
15	8	16	4

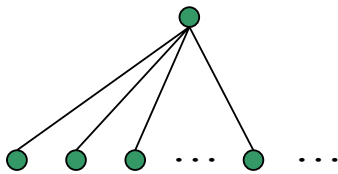
Game Tree for Problem 1



Infinitely wide

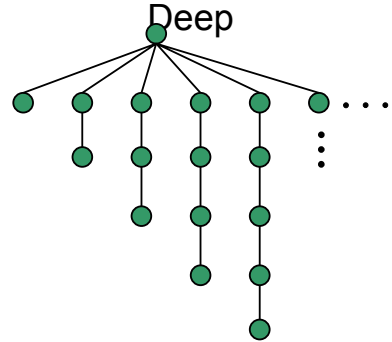
6	9	13	7
12	10	5	
3	1	14	11
15	8	16	4

Finite-Path Trees



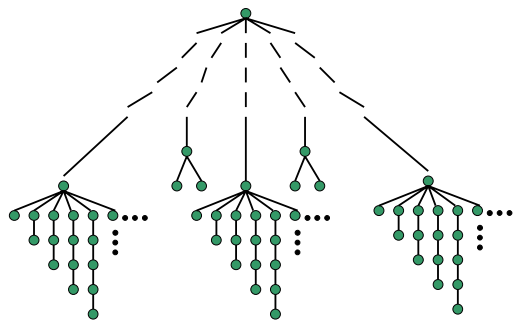
6	9	13	7
12	10	5	
3	1	14	11
15	8	16	4

Finite-Path Trees: Unboundedly Deep



6	9	13	7
12	10	5	
3	1	14	11
15	8	16	4

Finite-Path Trees: Wide & Deep



6	9	13	7
12	10	5	
3	1	14	11
15	8	16	4

Finite-Path Trees

But every
downward path in
an FP
eventually stops