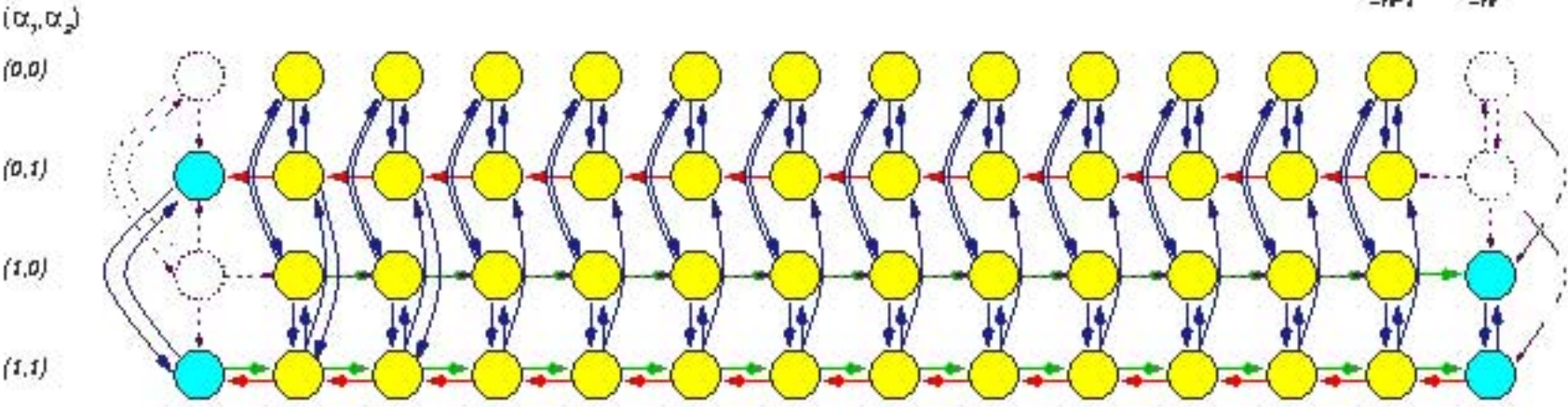






State Transition Graph for Exponential Processing Time, Two-Machine Line

n=0 n=1 n=2 n=3 n=4 n=5 n=6 n=7 n=8 n=9 n=10 n=11 n=12 n=13
 =#-1 =#






key

states

- transient 
- non-transient 
- boundary 
- internal 

transitions

- out of transient states 
- out of non-transient states
- to increasing buffer level 
- to decreasing buffer level 
- unchanging buffer level 