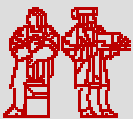




SP.772: Internet Technology in
Local and Global Communities

Lecture 6: Teaching Tips

March 29, 2005



Today's Lecture

From the feedback we received, it seems like SP.772 is occupying a bit too much of your time.

- True or false?

Today, there will be ~ 30 minutes of lecture. The rest of class is optional (after providing feedback, of course).



Outline

Teaching Tips (today):

- Presentation
- Slide Preparation
- Other Helpful Hints

Feedback Session (Saturdays):

- Each participant presents a small portion of a lecture.
- Each participant receives feedback.




Presentation Tips

1) When speaking, remember:

- SLOWLY
- LOUDLY
- ENUNCIATE

2) Avoid using idioms.

- "Right off the bat..."
- "Awesome..., Chill..." etc.
- speak proper English (i.e. avoid contractions)




Presentation Tips (cont.)

3) Repetition is not a BAD idea...

- There is a high probability that the students did not understand you the first time.
- Don't be afraid to say things again!

4) Face the students, not the slides!

- A Common problem
- Don't let the slides teach the students, you teach the students!



Presentation Tips (cont.)

5) Wait for a long time after asking if there are any questions.

- Students are reluctant to ask questions.
- Wait an absurd amount of time if necessary.

6) Introduce new slides/topics/lectures by referring back to something previously learned.


- New ideas shouldn't be out of the blue.
- Provide motivation for new concepts.



Slide Preparation

Tips for not cluttering:

- 1) Don't use slides as cue cards.
 - Move non-essential material into notes.
- 2) Make new bullets points appear and old ones gray out.
- 3) If you are conveying too much information for one slide, split it into two slides.



Country-Specific Teaching

Feel free to modify slides as you see fit to apply to the local settings.

- Change names, places, etc. given in lectures to match local places, names, etc.
- Use examples which have relevance to local issues.



Feedback from students

Try to build relationships with some students to judge how well they are following the material.

Ask students to give written feedback in the form of course evaluations.

Take student feedback into account to make curriculum changes, if needed.



Classroom Differences

Be conscious of the manner of teaching to which students are accustomed.

Interaction with teachers and asking questions during lecture is not often typical in the classroom.




Problems in Africa

Over the course of the summer, you may run into problems with your schedule due to unforeseen circumstances.

- i.e. power outages, computer issues, problems with materials, etc.

Use your time in class to learn how to deal with issues like these as a team!



Questions

?

