

18 $r^2 = \sin 2\theta$ and $r^2 = \cos 2\theta$

19 $r = 1 + \cos \theta$ and $r = 1 - \sin \theta$

20 $r = 1 + \cos \theta$ and $r = 1 - \cos \theta$

21 $r = 2$ and $r = 4 \sin 2\theta$

22 $r^2 = 4 \cos \theta$ and $r = 1 - \cos \theta$

23 $r \sin \theta = 1$ and $r \cos(\theta - \pi/4) = \sqrt{2}$ (straight lines)

24 When is there a dimple in $r = 1 + b \cos \theta$? From $x = (1 + b \cos \theta)\cos \theta$ find $dx/d\theta$ and $d^2x/d\theta^2$ at $\theta = \pi$. When that second derivative is negative the limaçon has a dimple.

25 How many petals for $r = \cos 5\theta$? For $r = \cos \theta$ there was one, for $r = \cos 2\theta$ there were four.

26 Explain why $r = \cos 100\theta$ has 200 petals but $r = \cos 101\theta$ only has 101. The other 101 petals are _____. What about $r = \cos \frac{1}{2}\theta$?

27 Find an xy equation for the cardioid $r = 1 + \cos \theta$.

28 (a) The flower $r = \cos 2\theta$ is symmetric across the x and y axes. Does that make it symmetric about the origin? (Do two symmetries imply the third, so $-r = \cos 2\theta$ produces the same curve?)

(b) How can $r = 1$, $\theta = \pi/2$ lie on the curve but fail to satisfy the equation?

29 Find an xy equation for the flower $r = \cos 2\theta$.

30 Find equations for curves with these properties:

- Symmetric about the origin but not the x axis
- Symmetric across the 45° line but not symmetric in x or y or r
- Symmetric in x and y and r (like the flower) but changed when $x \leftrightarrow y$ (not symmetric across the 45° line).

Problems 31–37 are about conic sections—especially ellipses.

31 Find the top point of the ellipse in Figure 9.5a, by maximizing $y = r \sin \theta = \sin \theta / (1 + \frac{1}{2} \cos \theta)$.

32 (a) Show that all conics $r = 1/(1 + e \cos \theta)$ go through $x = 0$, $y = 1$.

(b) Find the second focus of the ellipse and hyperbola. For the parabola ($e = 1$) where is the second focus?

33 The point Q in Figure 9.5c has $y = 1$. By symmetry find x and then r (negative!). Check that $x^2 + y^2 = r^2$ and $|QF| = 2|Qd|$.

34 The equations $r = A/(1 + e \cos \theta)$ and $r = 1/(C + D \cos \theta)$ are the same if $C = \underline{\hspace{2cm}}$ and $D = \underline{\hspace{2cm}}$. For the mirror image across the y axis replace θ by _____. This gives $r = 1/(C - D \cos \theta)$ as in Figure 12.10 for a planet around the sun.

35 The ellipse $r = A/(1 + e \cos \theta)$ has length $2a$ on the x axis. Add r at $\theta = 0$ to r at $\theta = \pi$ to prove that $a = A/(1 - e^2)$. The Earth's orbit has $a = 92,600,000$ miles = one astronomical unit (AU).

36 The maximum height b occurs when $y = r \sin \theta = A \sin \theta / (1 + e \cos \theta)$ has $dy/d\theta = 0$. Show that $b = y_{\max} = A/\sqrt{1 - e^2}$.

37 Combine a and b from Problems 35–36 to find $c = \sqrt{a^2 - b^2} = Ae/(1 - e^2)$. Then the eccentricity e is c/a . Halley's comet is an ellipse with $a = 18.1$ AU and $b = 4.6$ AU so $e = \underline{\hspace{2cm}}$.

Comets have large eccentricity, planets have much smaller e :
Mercury .21, Venus .01, Earth .02, Mars .09, Jupiter .05, Saturn .05, Uranus .05, Neptune .01, Pluto .25, Kohoutek .9999.

38 If you have a computer with software to do polar graphs, start with these:

- Flowers $r = A + \cos n\theta$ for $n = \frac{1}{2}, 3, 7, 8$; $A = 0, 1, 2$
- Petals $r = (\cos m\theta + 4 \cos n\theta)/\cos \theta$, $(m, n) = (5, 3), (3, 5), (9, 1), (2, 3)$
- Logarithmic spiral $r = e^{\theta/2\pi}$
- Nephroid $r = 1 + 2 \sin \frac{1}{2}\theta$ from the bottom of a teacup
- Dr. Fay's butterfly $r = e^{\cos \theta} - 2 \cos 4\theta + \sin^5(\theta/12)$
Then create and name your own curve.

9.3 Slope, Length, and Area for Polar Curves

The previous sections introduced polar coordinates and polar equations and polar graphs. There was no calculus! We now tackle the problems of **area** (integral calculus) and **slope** (differential calculus), when the equation is $r = F(\theta)$. The use of F instead of f is a reminder that the slope is *not* $dF/d\theta$ and the area is *not* $\int F(\theta)d\theta$.

Start with area. The region is always divided into small pieces—what is their shape? Look between the angles θ and $\theta + \Delta\theta$ in Figure 9.6a. Inside the curve is a narrow wedge—almost a triangle, with $\Delta\theta$ as its small angle. If the radius is constant

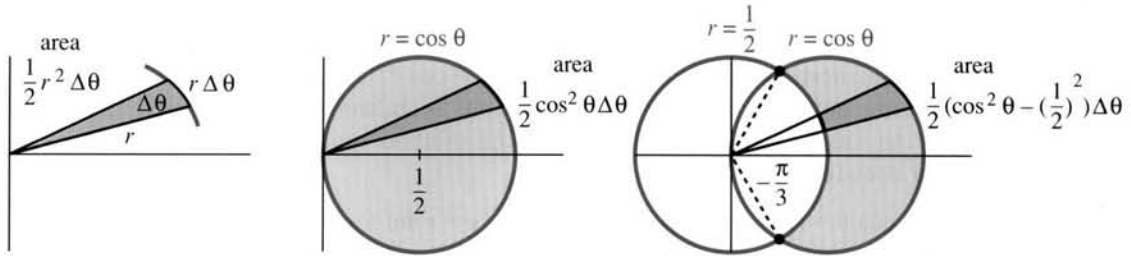


Fig. 9.6 Area of a wedge and a circle and an intersection of circles.

the wedge is a sector of a circle. It is a piece of pie cut at the extremely narrow angle $\Delta\theta$. The area of that piece is a fraction (the angle $\Delta\theta$ divided by the whole angle 2π) of the whole area πr^2 of the circle:

$$\text{area of wedge} = \frac{\Delta\theta}{2\pi} \pi r^2 = \frac{1}{2} r^2 \Delta\theta = \frac{1}{2} [F(\theta)]^2 \Delta\theta. \quad (1)$$

We admit that the exact shape is not circular. The true radius $F(\theta)$ varies with θ —but in a narrow angle that variation is small. When we add up the wedges and let $\Delta\theta$ approach zero, the area becomes an integral.

9B The area inside the polar curve $r = F(\theta)$ is the limit of $\sum \frac{1}{2} r^2 \Delta\theta = \sum \frac{1}{2} F^2 \Delta\theta$:

$$\text{area} = \int \frac{1}{2} r^2 d\theta = \int \frac{1}{2} [F(\theta)]^2 d\theta. \quad (2)$$

EXAMPLE 1 Find the area inside the circle $r = \cos \theta$ of radius $\frac{1}{2}$ (Figure 9.6).

$$\text{area} = \int_0^{2\pi} \frac{1}{2} \cos^2 \theta d\theta = \frac{\cos \theta \sin \theta + \theta}{4} \Big|_0^{2\pi} = \frac{2\pi}{4}.$$

That is wrong! The correct area of a circle of radius $\frac{1}{2}$ is $\pi/4$. The mistake is that we went *twice* around the circle as θ increased to 2π . Integrating from 0 to π gives $\pi/4$.

EXAMPLE 2 Find the area between the circles $r = \cos \theta$ and $r = \frac{1}{2}$.

The circles cross at the points where $r = \cos \theta$ agrees with $r = \frac{1}{2}$. Figure 9.6 shows these points at $\pm 60^\circ$, or $\theta = \pm \pi/3$. Those are the limits of integration, where $\cos \theta = \frac{1}{2}$. The integral adds up the difference between two wedges, one out to $r = \cos \theta$ and a smaller one with $r = \frac{1}{2}$:

$$\text{area} = \int_{-\pi/3}^{\pi/3} \frac{1}{2} \left[(\cos \theta)^2 - \left(\frac{1}{2}\right)^2 \right] d\theta. \quad (3)$$

Note that chopped wedges have area $\frac{1}{2}(F_1^2 - F_2^2)\Delta\theta$ and not $\frac{1}{2}(F_1 - F_2)^2\Delta\theta$.

EXAMPLE 3 Find the area between the cardioid $r = 1 + \cos \theta$ and the circle $r = 1$.

$$\text{area} = \int_{-\pi/2}^{\pi/2} \frac{1}{2} [(1 + \cos \theta)^2 - 1^2] d\theta \quad \left(\text{limits } \theta = \pm \frac{\pi}{2} \text{ where } 1 + \cos \theta = 1 \right)$$

SLOPE OF A POLAR CURVE

Where is the highest point on the cardioid $r = 1 + \cos \theta$? What is the slope at $\theta = \pi/4$? Those are not the most important questions in calculus, but still we should know how to answer them. I will describe the method quickly, by switching to rectangular coordinates:

$$x = r \cos \theta = (1 + \cos \theta)\cos \theta \quad \text{and} \quad y = r \sin \theta = (1 + \cos \theta)\sin \theta.$$

For the highest point, maximize y by setting its derivative to zero:

$$dy/d\theta = (1 + \cos \theta)(\cos \theta) + (-\sin \theta)(\sin \theta) = 0. \quad (3)$$

Thus $\cos \theta + \cos 2\theta = 0$, which happens at 60° . The height is $y = (1 + \frac{1}{2})(\sqrt{3}/2)$.

For the slope, use the chain rule $dy/dx = (dy/d\theta)/(dx/d\theta)$:

$$\frac{dy}{dx} = \frac{dy/d\theta}{dx/d\theta} = \frac{(1 + \cos \theta)(\cos \theta) + (-\sin \theta)(\sin \theta)}{(1 + \cos \theta)(-\sin \theta) + (-\sin \theta)\cos \theta}. \quad (4)$$

Equations (3) and (4) avoid the awkward (or impossible) step of eliminating θ . Instead of trying to find y as a function of x , we keep x and y as functions of θ . At $\theta = \pi/4$, the ratio in equation (4) yields $dy/dx = -1/(1 + \sqrt{2})$.

Problem 18 finds a general formula for the slope, using $dy/dx = (dy/d\theta)/(dx/d\theta)$. Problem 20 finds a more elegant formula, by looking at the question differently.

LENGTH OF A POLAR CURVE

The length integral always starts with $ds = \sqrt{(dx)^2 + (dy)^2}$. A polar curve has $x = r \cos \theta = F(\theta) \cos \theta$ and $y = F(\theta) \sin \theta$. Now take derivatives by the product rule:

$$dx = (F'(\theta)\cos \theta - F(\theta)\sin \theta)d\theta \quad \text{and} \quad dy = (F'(\theta)\sin \theta + F(\theta)\cos \theta)d\theta.$$

Squaring and adding (note $\cos^2\theta + \sin^2\theta$) gives the element of length ds :

$$ds = \sqrt{[F'(\theta)]^2 + [F(\theta)]^2} d\theta. \quad (5)$$

The figure shows $(ds)^2 = (dr)^2 + (rd\theta)^2$, the same formula with different letters. The total arc length is $\int ds$.

The area of a surface of revolution is $\int 2\pi y ds$ (around the x axis) or $\int 2\pi x ds$ (around the y axis). Write x , y , and ds in terms of θ and $d\theta$. Then integrate.

EXAMPLE 4 The circle $r = \cos \theta$ has $ds = \sqrt{1} d\theta$. So its length is π (not 2π !!—don't go around twice). Revolved around the y axis the circle yields a doughnut with no hole. Since $x = r \cos \theta = \cos^2\theta$, the surface area of the doughnut is

$$\int 2\pi x ds = \int_0^\pi 2\pi \cos^2\theta d\theta = \pi^2.$$

EXAMPLE 5 The length of $r = 1 + \cos \theta$ is, by symmetry, double the integral from 0 to π :

$$\begin{aligned} \text{length of cardioid} &= 2 \int_0^\pi \sqrt{(-\sin \theta)^2 + (1 + \cos \theta)^2} d\theta \\ &= 2 \int_0^\pi \sqrt{2 + 2 \cos \theta} d\theta = 4 \int_0^\pi \cos \frac{\theta}{2} d\theta = 8. \end{aligned}$$

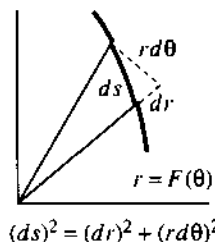


Fig. 9.7

We substituted $4 \cos^2 \frac{1}{2}\theta$ for $2 + 2 \cos \theta$ in the square root. It is possible to skip symmetry and integrate from 0 to 2π —but that needs the absolute value $|\cos \frac{1}{2}\theta|$ to maintain a positive square root.

EXAMPLE 6 The logarithmic spiral $r = e^{-\theta}$ has $ds = \sqrt{e^{-2\theta} + e^{-2\theta}} d\theta$. It spirals to zero as θ goes to infinity, and the total length is finite:

$$\int ds = \int_0^{\infty} \sqrt{2}e^{-\theta} d\theta = -\sqrt{2}e^{-\theta} \Big|_0^{\infty} = \sqrt{2}.$$

Revolve this spiral for a mathematical seashell with area $\int_0^{\infty} (2\pi e^{-\theta} \cos \theta) \sqrt{2}e^{-\theta} d\theta$.

9.3 EXERCISES

Read-through exercises

A circular wedge with angle $\Delta\theta$ is a fraction a of a whole circle. If the radius is r , the wedge area is b. Then the area inside $r = F(\theta)$ is c. The area inside $r = \theta^2$ from 0 to π is d. That spiral meets the circle $r = 1$ at $\theta =$ e. The area inside the circle and outside the spiral is f. A chopped wedge of angle $\Delta\theta$ between r_1 and r_2 has area g.

The curve $r = F(\theta)$ has $x = r \cos \theta =$ h and $y =$ i. The slope dy/dx is $dy/d\theta$ divided by j. For length $(ds)^2 = (dx)^2 + (dy)^2 =$ k. The length of the spiral $r = \theta$ to $\theta = \pi$ is l (not to compute integrals). The surface area when $r = \theta$ is revolved around the x axis is $\int 2\pi y ds =$ m. The volume of that solid is $\int \pi y^2 dx =$ n.

In 1–6 draw the curve and find the area inside.

- 1 $r = 1 + \cos \theta$
- 2 $r = \sin \theta + \cos \theta$ from 0 to π
- 3 $r = 2 + \cos \theta$
- 4 $r = 1 + 2 \cos \theta$ (inner loop only)
- 5 $r = \cos 2\theta$ (one petal only)
- 6 $r = \cos 3\theta$ (one petal only)

Find the area between the curves in 7–12 after locating their intersections (draw them first).

- 7 circle $r = \cos \theta$ and circle $r = \sin \theta$
- 8 spiral $r = \theta$ and y axis (first arch)
- 9 outside cardioid $r = 1 + \cos \theta$ inside circle $r = 3 \cos \theta$
- 10 lemniscate $r^2 = 4 \cos 2\theta$ outside $r = \sqrt{2}$
- 11 circle $r = 8 \cos \theta$ beyond line $r \cos \theta = 4$
- 12 circle $r = 10$ beyond line $r \cos \theta = 6$
- 13 Locate the mistake and find the correct area of the lemniscate $r^2 = \cos 2\theta$: area $= \int_0^{\pi} \frac{1}{2} r^2 d\theta = \int_0^{\pi} \frac{1}{2} \cos 2\theta d\theta = 0$.
- 14 Find the area between the two circles in Example 2.

15 Compute the area between the cardioid and circle in Example 3.

16 Find the complete area (carefully) between the spiral $r = e^{-\theta}$ ($\theta \geq 0$) and the origin.

17 At what θ 's does the cardioid $r = 1 + \cos \theta$ have infinite slope? Which points are furthest to the left (minimum x)?

18 Apply the chain rule $dy/dx = (dy/d\theta)/(dx/d\theta)$ to $x = F(\theta) \cos \theta$, $y = F(\theta) \sin \theta$. Simplify to reach

$$\frac{dy}{dx} = \frac{F + \tan \theta dF/d\theta}{-F \tan \theta + dF/d\theta}$$

19 The groove in a record is nearly a spiral $r = c\theta$:

$$\text{length} = \int \sqrt{r^2 + (dr/d\theta)^2} d\theta = \int_0^{14} \sqrt{r^2 + c^2} dr/c.$$

Take $c = .002$ to give 636 turns between the outer radius 14 cm and the inner radius 6 cm ($14 - 6$ equals $.002(636)2\pi$).

(a) Omit c^2 and just integrate $r dr/c$.

(b) Compute the length integral. Tables and calculators allowed. You will never trust integrals again.

20 Show that the angle ψ between the ray from the origin and the tangent line has $\tan \psi = F/(dF/d\theta)$.

Hint: If the tangent line is at an angle ϕ with the horizontal, then $\tan \phi$ is the slope dy/dx in Problem 18. Therefore

$$\tan \psi = \tan(\phi - \theta) = \frac{\tan \phi - \tan \theta}{1 + \tan \phi \tan \theta}$$

Substitute for $\tan \phi$ and simplify like mad.

21 The circle $r = F(\theta) = 4 \sin \theta$ has $\psi = \theta$. Draw a figure including θ , ϕ , ψ and check $\tan \psi$.

22 Draw the cardioid $r = 1 - \cos \theta$, noticing the minus sign. Include the angles θ , ϕ , ψ and show that $\psi = \theta/2$.

23 The first limaçon in Figure 9.4 looks like a circle centered at $(\frac{1}{3}, 0)$. Prove that it isn't.

24 Find the equation of the tangent line to the circle $r = \cos \theta$ at $\theta = \pi/6$.

In 25–28 compute the length of the curve.

25 $r = \theta$ (θ from 0 to 2π)

26 $r = \sec \theta$ (θ from 0 to $\pi/4$)

27 $r = \sin^3(\theta/3)$ (θ from 0 to 3π)

28 $r = \theta^2$ (θ from 0 to π)

29 The narrow wedge in Figure 9.6 is almost a triangle. It was treated as a circular sector but triangles are more familiar. Why is the area approximately $\frac{1}{2}r^2\Delta\theta$?

30 In Example 4 revolve the circle around the x axis and find the surface area. *We really only revolve a semicircle.*

31 Compute the seashell area $2\pi \int_0^\pi \sqrt{2} e^{-2\theta} \cos \theta d\theta$ using two integrations by parts.

32 Find the surface area when the cardioid $r = 1 + \cos \theta$ is revolved around the x axis.

33 Find the surface area when the lemniscate $r^2 = \cos 2\theta$ is revolved around the x axis. What is θ after one petal?

34 When $y = f(x)$ is revolved around the x axis, the volume is $\int \pi y^2 dx$. When the circle $r = \cos \theta$ is revolved, switch to a θ -integral from 0 to $\pi/2$ and check the volume of a sphere.

35 Find the volume when the cardioid $r = 1 + \cos \theta$ is rotated around the x axis.

36 Find the surface area and volume when the graph of $r = 1/\cos \theta$ is rotated around the y axis ($0 \leq \theta \leq \pi/4$).

37 Show that the spirals $r = \theta$ and $r = 1/\theta$ are perpendicular when they meet at $\theta = 1$.

38 Draw three circles of radius 1 that touch each other and find the area of the curved triangle between them.

39 Draw the unit square $0 \leq x \leq 1, 0 \leq y \leq 1$. In polar coordinates its right side is $r = \underline{\hspace{2cm}}$. Find the area from $\int \frac{1}{2}r^2 d\theta$.

40 (Unravel the paradox) The area of the ellipse $x = 4 \cos \theta, y = 3 \sin \theta$ is $\pi \cdot 4 \cdot 3 = 12\pi$. But the integral of $\frac{1}{2}r^2 d\theta$ is

$$\int_0^{2\pi} \frac{1}{2} (16 \cos^2 \theta + 9 \sin^2 \theta) d\theta = 12 \frac{1}{2} \pi.$$

9.4 Complex Numbers

Real numbers are sufficient for most of calculus. Starting from $x^2 + 4$, its integral $\frac{1}{3}x^3 + 4x + C$ is also real. If we are given $x^3 - 1$, its derivative $3x^2$ is real. *But the roots (or zeros) of those polynomials are complex numbers:*

$$x^2 + 4 = 0 \quad \text{and} \quad x^3 - 1 = 0 \quad \text{have complex solutions.}$$

We expect two square roots of -4 . There are three cube roots of 1. Complex numbers are unavoidable, in order to find n roots for each polynomial of degree n .

This section explains how to work with complex numbers. You will see their relation to polar coordinates. At the end, we use them to solve differential equations.

Start with the imaginary number i . Everybody knows that $x^2 = -1$ has no real solution. When you square a real number, the result is never negative. So the world has agreed on a solution called i . (Except that electrical engineers call it j .) Imaginary numbers follow the normal rules of addition, subtraction, multiplication, and division, with one difference: **Whenever i^2 appears it is replaced by -1 .** In particular $-i$ times $-i$ gives $+i^2 = -1$. In other words, $-i$ is also a square root of -1 . There are two solutions (i and $-i$) to the equation $x^2 + 1 = 0$.

Finding cube roots of 1 will stretch us further. We need complex numbers—real plus imaginary.

9B A **complex number** (say $1 + 3i$) is the sum of a real number (1) and a pure imaginary number ($3i$). Addition keeps those parts separate; multiplication uses $i^2 = -1$:

$$\text{Addition: } (1 + 3i) + (1 + 3i) = 1 + 1 + i(3 + 3) = 2 + 6i$$

$$\text{Multiplication: } (1 + 3i)(1 + 3i) = 1 + 3i + 3i + 9i^2 = -8 + 6i.$$

Adding $1 + 3i$ to $5 - i$ is easy ($6 + 2i$). Multiplying is longer, but you see the rules:

$$(1 + 3i)(5 - i) = 5 + 15i - i - 3i^2 = 8 + 14i.$$

The point is this: We don't have to imagine any more new numbers. After accepting i , the rest is straightforward. A real number is just a complex number with no imaginary part! When $1 + 3i$ combines with its "*complex conjugate*" $1 - 3i$ —adding or multiplying—the answer is real:

$$\begin{aligned} (1 + 3i) + (1 - 3i) &= 2 \quad (\text{real}) \\ (1 + 3i)(1 - 3i) &= 1 - 3i + 3i - 9i^2 = 10. \quad (\text{real}) \end{aligned} \tag{1}$$

The complex conjugate offers a way to do division, by making the denominator real:

$$\frac{1}{1 + 3i} = \frac{1}{1 + 3i} \frac{1 - 3i}{1 - 3i} = \frac{1 - 3i}{10} \quad \text{and} \quad \frac{1}{x + iy} = \frac{1}{x + iy} \frac{x - iy}{x - iy} = \frac{x - iy}{x^2 + y^2}.$$

9C The complex number $x + iy$ has real part x and imaginary part y . Its complex conjugate is $x - iy$. The product $(x + iy)(x - iy)$ equals $x^2 + y^2 = r^2$. The *absolute value* (or modulus) is $r = |x + iy| = \sqrt{x^2 + y^2}$.

THE COMPLEX PLANE

Complex numbers correspond to points in a plane. The number $1 + 3i$ corresponds to the point $(1, 3)$. Similarly $x + iy$ is paired with (x, y) —which is x units along the "real axis" and y units up the "imaginary axis." The ordinary plane turns into the *complex plane*. The absolute value r is the same as the polar coordinate r (Figure 9.8a).

The figure shows two more copies of the complex plane. The one in the middle is for addition and subtraction. It uses rectangular coordinates. The one on the right is for multiplication and division and squaring. It uses polar coordinates. In squaring a complex number, r is squared and θ is doubled—as the right figure and equation (3) both show.

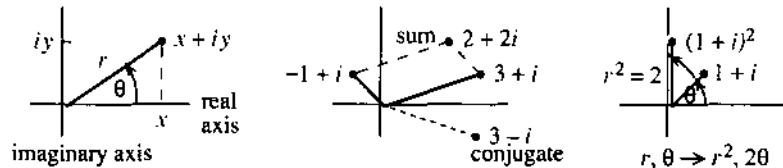


Fig. 9.8 The complex plane shows x, y, r, θ . Add with x and y , multiply with r and θ .

Adding complex numbers is like adding vectors (Chapter 11). The real parts give $3 - 1$ and the imaginary parts give $1 + 1$. The vector sum $(2, 2)$ corresponds to the complex sum $2 + 2i$. The complex conjugate $3 - i$ is the mirror image across the real axis (i reversed to $-i$). The connection to r and θ is the same as before (you see it in the triangle):

$$x = r \cos \theta \quad \text{and} \quad y = r \sin \theta \quad \text{so that} \quad x + iy = r(\cos \theta + i \sin \theta). \tag{2}$$

In the third figure, $1 + i$ has $r = \sqrt{2}$ and $\theta = \pi/4$. The polar form is $\sqrt{2} \cos \pi/4 + \sqrt{2}i \sin \pi/4$. When this number is squared, its 45° angle becomes 90° . The square is $(1 + i)^2 = 1 + 2i - 1 = 2i$. Its polar form is $2 \cos \pi/2 + 2i \sin \pi/2$.

9D Multiplication adds angles, division subtracts angles, and squaring doubles angles. The absolute values are multiplied, divided, and squared:

$$(r \cos \theta + i r \sin \theta)^2 = r^2 \cos 2\theta + i r^2 \sin 2\theta. \quad (3)$$

For n th powers we reach r^n and $n\theta$. For square roots, r goes to \sqrt{r} and θ goes to $\frac{1}{2}\theta$. The number -1 is at 180° , so its square root i is at 90° .

To see why θ is doubled in equation (3), factor out r^2 and multiply as usual:

$$(\cos \theta + i \sin \theta)(\cos \theta + i \sin \theta) = \cos^2 \theta - \sin^2 \theta + 2i \sin \theta \cos \theta.$$

The right side is $\cos 2\theta + i \sin 2\theta$. The double-angle formulas from trigonometry match the squaring of complex numbers. The cube would be $\cos 3\theta + i \sin 3\theta$ (because 2θ and θ add to 3θ , and r is still 1). The n th power is in *de Moivre's formula*:

$$(\cos \theta + i \sin \theta)^n = \cos n\theta + i \sin n\theta. \quad (4)$$

With $n = -1$ we get $\cos(-\theta) + i \sin(-\theta)$ —which is $\cos \theta - i \sin \theta$, the complex conjugate:

$$\frac{1}{\cos \theta + i \sin \theta} = \frac{1}{\cos \theta + i \sin \theta} \frac{\cos \theta - i \sin \theta}{\cos \theta - i \sin \theta} = \frac{\cos \theta - i \sin \theta}{1}. \quad (5)$$

We are almost touching *Euler's formula*, the key to all numbers on the unit circle:

$$\text{Euler's formula: } \cos \theta + i \sin \theta = e^{i\theta}. \quad (6)$$

Squaring both sides gives $(e^{i\theta})(e^{i\theta}) = e^{2i\theta}$. That is equation (3). The -1 power is $1/e^{i\theta} = e^{-i\theta}$. That is equation (5). Multiplying any $e^{i\theta}$ by $e^{i\phi}$ produces $e^{i(\theta+\phi)}$. The special case $\phi = \theta$ gives the square, and the special case $\phi = -\theta$ gives $e^{i\theta}e^{-i\theta} = 1$.

Euler's formula appeared in Section 6.7, by changing x to $i\theta$ in the series for e^x :

$$e^x = 1 + x + \frac{x^2}{2} + \frac{x^3}{6} + \cdots \quad \text{becomes} \quad e^{i\theta} = 1 + i\theta - \frac{\theta^2}{2} - i\frac{\theta^3}{6} + \cdots$$

A highlight of Chapter 10 is to recognize two new series on the right. The real terms $1 - \frac{1}{2}\theta^2 + \cdots$ add up to $\cos \theta$. The imaginary part $\theta - \frac{1}{6}\theta^3 + \cdots$ adds up to $\sin \theta$. Therefore $e^{i\theta}$ equals $\cos \theta + i \sin \theta$. It is fantastic that the most important periodic functions in all of mathematics come together in this graceful way.

We learn from Euler (pronounced *oiler*) that $e^{2\pi i} = 1$. The cosine of 2π is 1, the sine is zero. If you substitute $x = 2\pi i$ into the infinite series, somehow everything cancels except the 1—this is almost a miracle. From the viewpoint of angles, $\theta = 2\pi$ carries us around a full circle and back to $e^{2\pi i} = 1$.

Multiplying Euler's formula by r , we have a third way to write a complex number:

$$\text{Every complex number is } x + iy = r \cos \theta + i r \sin \theta = r e^{i\theta}. \quad (7)$$

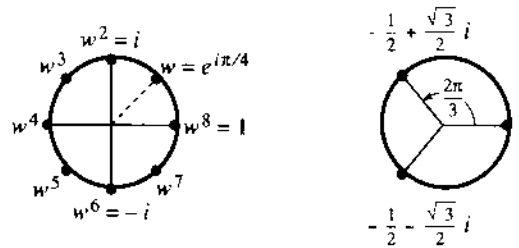
EXAMPLE 1 $2e^{i\theta}$ times $3e^{i\theta}$ equals $6e^{2i\theta}$. For $\theta = \pi/2$, $2i$ times $3i$ is -6 .

EXAMPLE 2 Find w^2 and w^4 and w^8 and w^{25} when $w = e^{i\pi/4}$.

Solution $e^{i\pi/4}$ is $1/\sqrt{2} + i/\sqrt{2}$. Note that $r^2 = \frac{1}{2} + \frac{1}{2} = 1$. Now watch angles:

$$w^2 = e^{i\pi/2} = i \quad w^4 = e^{i\pi} = -1 \quad w^8 = 1 \quad w^{25} = w^8 w^8 w^8 w = w.$$

Figure 9.9 shows the eight powers of w . *They are the eighth roots of 1.*

Fig. 9.9 The eight powers of w and the cube roots of 1.

EXAMPLE 3 ($x^2 + 4 = 0$) The square roots of -4 are $2i$ and $-2i$. Instead of $(i)(i) = -1$ we have $(2i)(2i) = -4$. If Euler insists, we write $2i$ and $-2i$ as $2e^{i\pi/2}$ and $2e^{i3\pi/2}$.

EXAMPLE 4 (The cube roots of 1) In rectangular coordinates we have to solve $(x + iy)^3 = 1$, which is not easy. In polar coordinates this same equation is $r^3 e^{3i\theta} = 1$. Immediately $r = 1$. The angle θ can be $2\pi/3$ or $4\pi/3$ or $6\pi/3$ —*the cube roots in the figure are evenly spaced*:

$$(e^{2\pi i/3})^3 = e^{2\pi i} = 1 \quad (e^{4\pi i/3})^3 = e^{4\pi i} = 1 \quad (e^{6\pi i/3})^3 = e^{6\pi i} = 1.$$

You see why the angle $8\pi/3$ gives nothing new. It completes a full circle back to $2\pi/3$.

The n th roots of 1 are $e^{2\pi i/n}, e^{4\pi i/n}, \dots, 1$. There are n of them.

They lie at angles $2\pi/n, 4\pi/n, \dots, 2\pi$ around the unit circle.

SOLUTION OF DIFFERENTIAL EQUATIONS

The algebra of complex numbers is now applied to the calculus of complex functions. The complex number is c , the complex function is e^{ct} . It will solve the equations $y'' = -4y$ and $y''' = y$, by connecting them to $c^2 = -4$ and $c^3 = 1$. Chapter 16 does the same for all linear differential equations with constant coefficients—this is an optional preview.

Please memorize the one key idea: **Substitute $y = e^{ct}$ into the differential equation and solve for c .** Each derivative brings a factor c , so $y' = ce^{ct}$ and $y'' = c^2 e^{ct}$:

$$d^2 y/dt^2 = -4y \text{ leads to } c^2 e^{ct} = -4e^{ct}, \text{ which gives } c^2 = -4. \quad (8)$$

For this differential equation, c must be a square root of -4 . We know the candidates ($c = 2i$ and $c = -2i$). The equation has two “pure exponential solutions” e^{ct} :

$$y = e^{2it} \quad \text{and} \quad y = e^{-2it}. \quad (9)$$

Their combinations $y = Ae^{2it} + Be^{-2it}$ give all solutions. In Chapter 16 we will choose the two numbers A and B to match two initial conditions at $t = 0$.

The solution $y = e^{2it} = \cos 2t + i \sin 2t$ is complex. The differential equation is real. For real y 's, **take the real and imaginary parts of the complex solutions**:

$$y_{\text{real}} = \cos 2t \text{ and } y_{\text{imaginary}} = \sin 2t. \quad (10)$$

These are the “pure oscillatory solutions.” When $y = e^{2it}$ travels around the unit circle, its imaginary part $\sin 2t$ moves up and down. (It is like the ball and its shadow in Section 1.4, but twice as fast because of $2t$.) The real part $\cos 2t$ goes backward and forward. By the chain rule, *the second derivative of $\cos 2t$ is $-4 \cos 2t$* . Thus $d^2 y/dt^2 = -4y$ and we have real solutions.

EXAMPLE 5 Find three solutions and then three *real* solutions to $d^3y/dt^3 = y$.

Key step: Substitute $y = e^{ct}$. The result is $c^3 e^{ct} = e^{ct}$. Thus $c^3 = 1$ and c is a cube root of 1. The candidate $c = 1$ gives $y = e^t$ (our first solution). The next c is complex:

$$c = e^{2\pi i/3} = -\frac{1}{2} + i\frac{\sqrt{3}}{2} \text{ yields } y = e^{ct} = e^{-t/2} e^{i\sqrt{3}t/2}. \quad (11)$$

The real part of the exponent leads to the absolute value $|y| = e^{-t/2}$. It decreases as t gets larger, so y moves toward zero. At the same time, the factor $e^{i\sqrt{3}t/2}$ goes around the unit circle. Therefore y spirals in to zero (Figure 9.10). So does its complex conjugate, which is the third exponential. Changing i to $-i$ in (11) gives the third cube root of 1 and the third solution $e^{-t/2} e^{-i\sqrt{3}t/2}$.

The first real solution is $y = e^t$. The others are the two parts of the spiral:

$$y_{\text{real}} = e^{-t/2} \cos \sqrt{3}t/2 \quad \text{and} \quad y_{\text{imaginary}} = e^{-t/2} \sin \sqrt{3}t/2. \quad (12)$$

That is $r \cos \theta$ and $r \sin \theta$. It is the ultimate use (until Chapter 16) of polar coordinates and complex numbers. We might have discovered $\cos 2t$ and $\sin 2t$ without help, for $y'' = -4y$. I don't think these solutions to $y''' = y$ would have been found.

EXAMPLE 6 Find four solutions to $d^4y/dt^4 = y$ by substituting $y = e^{ct}$.

Four derivatives lead to $c^4 = 1$. Therefore c is i or -1 or $-i$ or 1 . The solutions are $y = e^{it}$, e^{-t} , e^{-it} , and e^t . If we want real solutions, e^{it} and e^{-it} combine into $\cos t$ and $\sin t$. In all cases $y'''' = y$.

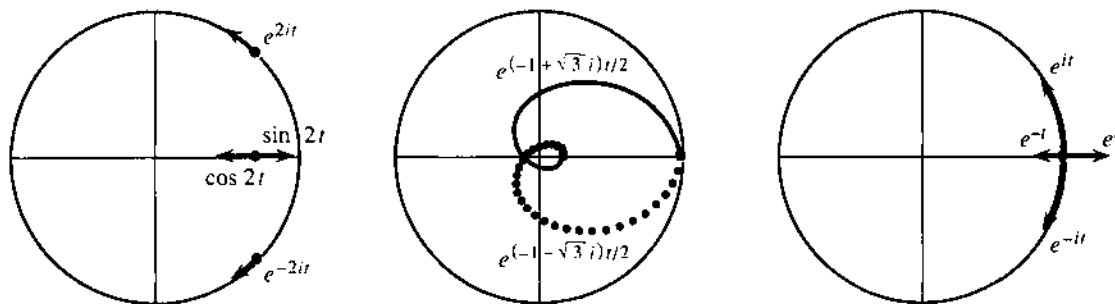


Fig. 9.10 Solutions move in the complex plane: $y'' = -4y$ and $y''' = y$ and $y'''' = y$.

9.4 EXERCISES

Read-through questions

The complex number $3 + 4i$ has real part a and imaginary part b. Its absolute value is $r =$ c and its complex conjugate is d. Its position in the complex plane is at (e). Its polar form is $r \cos \theta + ir \sin \theta =$ f $e^{i\theta}$. Its square is g $+ i$ h. Its n th power is i $e^{in\theta}$.

The sum of $1 + i$ and $1 - i$ is l. The product of $1 + i$ and $1 - i$ is k. In polar form this is $\sqrt{2} e^{i\pi/4}$ times l. The quotient $(1 + i)/(1 - i)$ equals the imaginary number m. The number $(1 + i)^8$ equals n. An eighth root of 1 is $w =$ o. The other eighth roots are p.

To solve $d^8y/dt^8 = y$, look for a solution of the form $y =$ q. Substituting and canceling e^{ct} leads to the equation $\frac{q}{r}$. There are s choices for c , one of which is $(-1 + i)/\sqrt{2}$. With that choice $|e^{ct}| =$ t. The real solutions are $\text{Re } e^{ct} =$ u and $\text{Im } e^{ct} =$ v.

In 1–6 plot each number in the complex plane.

1 $2 + i$ and its complex conjugate $2 - i$ and their sum and product

2 $1 + i$ and its square $(1 + i)^2$ and its reciprocal $1/(1 + i)$

3 $2e^{i\pi/6}$ and its reciprocal $\frac{1}{2}e^{-i\pi/6}$ and their squares

4 The sixth roots of 1 (six of them)

5 $\cos 3\pi/4 + i \sin 3\pi/4$ and its square and cube

6 $4e^{i\pi/3}$ and its square roots

7 For complex numbers $c = x + iy = re^{i\theta}$ and their conjugates $\bar{c} = x - iy = re^{-i\theta}$, find all possible locations in the complex plane of (1) $c + \bar{c}$ (2) $c - \bar{c}$ (3) $c\bar{c}$ (4) c/\bar{c} .

8 Find x and y for the complex numbers $x + iy$ at angles $\theta = 45^\circ, 90^\circ, 135^\circ$ on the unit circle. Verify directly that the square of the first is the second and the cube of the first is the third.

9 If $c = 2 + i$ and $d = 4 + 3i$ find cd and c/d . Verify that the absolute value $|cd|$ equals $|c|$ times $|d|$, and $|c/d|$ equals $|c|$ divided by $|d|$.

10 Find a solution x to $e^{ix} = i$ and a solution to $e^{ix} = 1/e$. Then find a second solution.

Find the sum and product of the numbers in 11–14.

11 $e^{i\theta}$ and $e^{-i\theta}$, also $e^{2\pi i/3}$ and $e^{4\pi i/3}$

12 $e^{i\phi}$ and $e^{i\phi}$, also $e^{\pi i/4}$ and $e^{-\pi i/4}$

13 The sixth roots of 1 (add and multiply all six)

14 The two roots of $c^2 - 4c + 5 = 0$

15 If $c = re^{i\theta}$ is not zero, what are c^4 and c^{-1} and c^{-4} ?

16 Multiply out $(\cos \theta + i \sin \theta)^3 = e^{i3\theta}$, to find the real part $\cos 3\theta$ and the imaginary part $\sin 3\theta$ in terms of $\cos \theta$ and $\sin \theta$.

17 Plot the three cube roots of a typical number $re^{i\theta}$. Show why they add to zero. One cube root is $r^{1/3}e^{i\theta/3}$.

18 Prove that the four fourth roots of $re^{i\theta}$ multiply to give $-re^{i\theta}$.

In 19–22, find all solutions of the form $y = e^{ct}$.

19 $y'' + y = 0$

20 $y''' + y = 0$

21 $y''' - y' = 0$

22 $y'' + 6y' + 5y = 0$

Construct two real solutions from the real and imaginary parts of e^{ct} (first find c):

23 $y'' + 49y = 0$

24 $y'' - 2y' + 2y = 0$

Sketch the path of $y = e^{ct}$ as t increases from zero, and mark $y = e^t$:

25 $c = 1 - i$

26 $c = -1 + i$

27 $c = \pi i/4$

28 What is the solution of $dy/dt = iy$ starting from $y_0 = 1$? For this solution, matching real parts and imaginary parts of $dy/dt = iy$ gives _____ and _____.

29 In Figure 9.10b, at what time t does the spiral cross the real axis at the far left? What does y equal at that time?

30 Show that $\cos \theta = \frac{1}{2}(e^{i\theta} + e^{-i\theta})$ and find a similar formula for $\sin \theta$.

31 True or false, with an example to show why:

(a) If $c_1 + c_2$ is real, the c 's are complex conjugates.

(b) If $|c_1| = 2$ and $|c_2| = 4$ then $c_1 c_2$ has absolute value 8.

(c) If $|c_1| = 1$ and $|c_2| = 1$ then $|c_1 + c_2|$ is (at least 1) (at most 2) (equal to 2).

(d) If e^{ct} approaches zero as $t \rightarrow \infty$, then (c is negative) (the real part of c is negative) ($|c|$ is less than 1).

32 The polar form of $re^{i\theta}$ times $Re^{i\phi}$ is _____. The rectangular form is _____. Circle the terms that give $rR \cos(\theta + \phi)$.

33 The complex number $1/(re^{i\theta})$ has polar form _____ and rectangular form _____ and square roots _____.

34 Show that $\cos ix = \cosh x$ and $\sin ix = i \sinh x$. What is the cosine of i ?