

# Polar Coordinates and Complex Numbers

## 9.1 Polar Coordinates

Up to now, points have been located by their  $x$  and  $y$  coordinates. But if you were a flight controller, and a plane appeared on the screen, you would not give its position that way. Instead of  $x$  and  $y$ , you would read off the *direction* of the plane and its *distance*. The direction is given by an angle  $\theta$ . The distance is given by a positive number  $r$ . Those are the *polar coordinates* of the point, where  $x$  and  $y$  are the *rectangular coordinates*.

The angle  $\theta$  is measured from the horizontal. Suppose the distance is 2 and the direction is  $30^\circ$  or  $\pi/6$  (degrees preferred by flight controllers, radians by mathematicians). A pilot looking along the  $x$  axis would give the plane's direction as "11 o'clock." This totally destroys our system of units, by measuring direction in hours. But the angle and the distance locate the plane.

How far to a landing strip at  $r = 1$  and  $\theta = -\pi/2$ ? For that question polar coordinates are not good. They are perfect for distance from the origin (which equals  $r$ ), but for most other distances I would switch to  $x$  and  $y$ . It is extremely simple to determine  $x$  and  $y$  from  $r$  and  $\theta$ , and we will do it constantly. The most used formulas in this chapter come from Figure 9.1—where the right triangle has angle  $\theta$  and hypotenuse  $r$ . *The sides of that triangle are  $x$  and  $y$ :*

$$x = r \cos \theta \quad \text{and} \quad y = r \sin \theta. \quad (1)$$

The point at  $r = 2$ ,  $\theta = \pi/6$  has  $x = 2 \cos(\pi/6)$  and  $y = 2 \sin(\pi/6)$ . The cosine of  $\pi/6$  is  $\sqrt{3}/2$  and the sine is  $1/2$ . So  $x = \sqrt{3}$  and  $y = 1$ . Polar coordinates convert easily to  $xy$  coordinates—now we go the other way.

*Always*  $x^2 + y^2 = r^2$ . In this example  $(\sqrt{3})^2 + (1)^2 = (2)^2$ . Pythagoras produces  $r$  from  $x$  and  $y$ . The direction  $\theta$  is also available, but the formula is not so beautiful:

$$r = \sqrt{x^2 + y^2} \quad \text{and} \quad \tan \theta = \frac{y}{x} \quad \text{and (almost)} \quad \theta = \tan^{-1} \frac{y}{x}. \quad (2)$$

Our point has  $y/x = 1/\sqrt{3}$ . One angle with this tangent is  $\theta = \tan^{-1} (1/\sqrt{3}) = \pi/6$ .

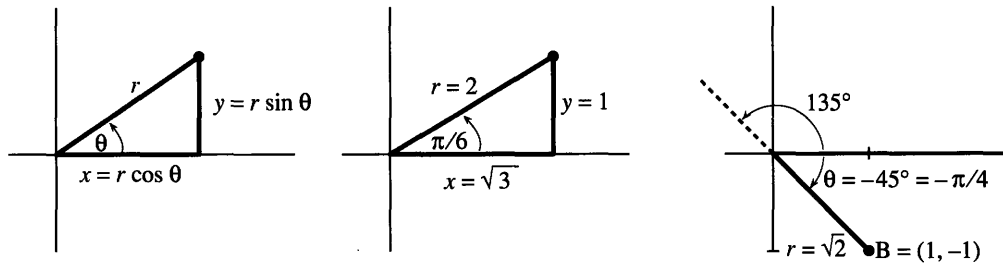


Fig. 9.1 Polar coordinates  $r, \theta$  and rectangular coordinates  $x = r \cos \theta, y = r \sin \theta$ .

**EXAMPLE 1** Point  $B$  in Figure 9.1c is at a *negative angle*  $\theta = -\pi/4$ . The  $x$  coordinate  $r \cos(-\pi/4)$  is the same as  $r \cos \pi/4$  (the cosine is even). But the  $y$  coordinate  $r \sin(-\pi/4)$  is negative. Computing  $r$  and  $\theta$  from  $x = 1$  and  $y = -1$ , the distance is  $r = \sqrt{1 + 1}$  and  $\tan \theta$  is  $-1/1$ .

**Warning** To any angle  $\theta$  we can add or subtract  $2\pi$ —which goes a full  $360^\circ$  circle and keeps the same direction. Thus  $-\pi/4$  or  $-45^\circ$  is the same angle as  $7\pi/4$  or  $315^\circ$ . So is  $15\pi/4$  or  $675^\circ$ .

If we add or subtract  $180^\circ$ , the tangent doesn't change. The point  $(1, -1)$  is on the  $-45^\circ$  line at  $r = \sqrt{2}$ . The point  $(-1, 1)$  is on the  $135^\circ$  line also with  $r = \sqrt{2}$ . Both have  $\tan \theta = -1$ . We had to write “almost” in equation (2), because a point has many  $\theta$ 's and two points have the same  $r$  and  $\tan \theta$ .

Even worse, we could say that  $B = (1, -1)$  is on the  $135^\circ$  line but at a *negative distance*  $r = -\sqrt{2}$ . A negative  $r$  carries the point *backward* along the  $135^\circ$  line, which is forward to  $B$ . In giving the position of  $B$ , I would always keep  $r > 0$ . But in drawing the graph of a polar equation,  $r < 0$  is allowed. We move now to those graphs.

### THE CIRCLE $r = \cos \theta$

The basis for Chapters 1–8 was  $y = f(x)$ . The key to this chapter is  $r = F(\theta)$ . That is a relation between the polar coordinates, and the points satisfying an equation like  $r = \cos \theta$  produce a *polar graph*.

It is not obvious why  $r = \cos \theta$  gives a circle. The equations  $r = \cos 2\theta$  and  $r = \cos^2 \theta$  and  $r = 1 + \cos \theta$  produce entirely different graphs—not circles. The direct approach is to take  $\theta = 0^\circ, 30^\circ, 60^\circ, \dots$  and go out the distance  $r = \cos \theta$  on each ray. The points are marked in Figure 9.2a, and connected into a curve. It seems to be a circle of radius  $\frac{1}{2}$ , with its center at the point  $(\frac{1}{2}, 0)$ . We have to be able to show mathematically that  $r = \cos \theta$  represents a *shifted circle*.

One point must be mentioned. *The angles from 0 to  $\pi$  give the whole circle.* The number  $r = \cos \theta$  becomes negative after  $\pi/2$ , and we go backwards along each ray.

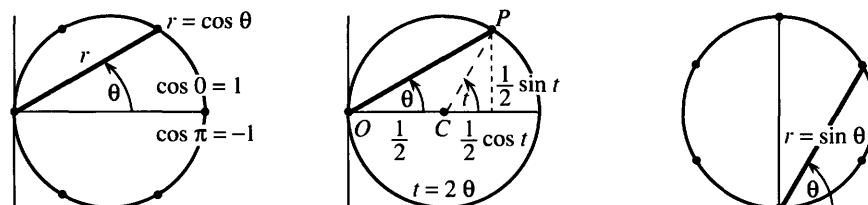


Fig. 9.2 The circle  $r = \cos \theta$  and the switch to  $x$  and  $y$ . The circle  $r = \sin \theta$ .

At  $\theta = \pi$  (to the *left* of the origin) the cosine is  $-1$ . Going backwards brings us to the same point as  $\theta = 0$  and  $r = +1$ —which completes the circle.

When  $\theta$  continues from  $\pi$  to  $2\pi$  we go around again. The polar equation gives the circle *twice*. (Or more times, when  $\theta$  continues past  $2\pi$ .) If you don't like negative  $r$ 's and multiple circles, restrict  $\theta$  to the range from  $-\pi/2$  to  $\pi/2$ . We still have to see why the graph of  $r = \cos \theta$  is a circle.

**Method 1** Multiply by  $r$  and convert to rectangular coordinates  $x$  and  $y$ :

$$r = \cos \theta \Rightarrow r^2 = r \cos \theta \Rightarrow x^2 + y^2 = x. \quad (3)$$

This is a circle because of  $x^2 + y^2$ . From rewriting as  $(x - \frac{1}{2})^2 + y^2 = (\frac{1}{2})^2$  we recognize its center and radius. Center at  $x = \frac{1}{2}$  and  $y = 0$ ; radius  $\frac{1}{2}$ . Done.

**Method 2** Write  $x$  and  $y$  *separately* as functions of  $\theta$ . Then  $\theta$  is a “parameter”:

$$x = r \cos \theta = \cos^2 \theta \quad \text{and} \quad y = r \sin \theta = \sin \theta \cos \theta. \quad (4)$$

These are not *polar* equations but *parametric* equations. The parameter  $\theta$  is the angle, but it could be the time—the curve would be the same. Chapter 12 studies parametric equations in detail—here we stay with the circle.

To find the circle, square  $x$  and  $y$  and add. This produces  $x^2 + y^2 = x$  in Problem 26. But here we do something new: **Start with the circle and find equation (4)**. In case you don't reach Chapter 12, the idea is this. Add the vectors  $OC$  to the center and  $CP$  out the radius:

$$\text{The point } P \text{ in Figure 9.2 has } (x, y) = OC + CP = (\frac{1}{2}, 0) + (\frac{1}{2} \cos t, \frac{1}{2} \sin t).$$

The parameter  $t$  is the angle at the center of the circle. The equations are  $x = \frac{1}{2} + \frac{1}{2} \cos t$  and  $y = \frac{1}{2} \sin t$ . A trigonometric person sees a double angle and sets  $t = 2\theta$ . The result is equation (4) for the circle:

$$x = \frac{1}{2} + \frac{1}{2} \cos 2\theta = \cos^2 \theta \quad \text{and} \quad y = \frac{1}{2} \sin 2\theta = \sin \theta \cos \theta. \quad (5)$$

This step rediscovers a basic theorem of geometry: *The angle  $t$  at the center is twice the angle  $\theta$  at the circumference*. End of quick introduction to parameters.

A second circle is  $r = \sin \theta$ , drawn in Figure 9.2c. A third circle is  $r = \cos \theta + \sin \theta$ , not drawn. Problem 27 asks you to find its  $xy$  equation and its radius. All calculations go back to  $x = r \cos \theta$  and  $y = r \sin \theta$ —the basic facts of polar coordinates! The last exercise shows a parametric equation with beautiful graphs, because it may be possible to draw them now. Then the next section concentrates on  $r = F(\theta)$ —and goes far beyond circles.

## 9.1 EXERCISES

### Read-through questions

Polar coordinates  $r$  and  $\theta$  correspond to  $x = \underline{\text{a}}$  and  $y = \underline{\text{b}}$ . The points with  $r > 0$  and  $\theta = \pi$  are located  $\underline{\text{c}}$ . The points with  $r = 1$  and  $0 \leq \theta \leq \pi$  are located  $\underline{\text{d}}$ . Reversing the sign of  $\theta$  moves the point  $(x, y)$  to  $\underline{\text{e}}$ .

Given  $x$  and  $y$ , the polar distance is  $r = \underline{\text{f}}$ . The tangent of  $\theta$  is  $\underline{\text{g}}$ . The point  $(6, 8)$  has  $r = \underline{\text{h}}$  and  $\theta = \underline{\text{i}}$ . Another point with the same  $\theta$  is  $\underline{\text{j}}$ . Another point with the same  $r$  is  $\underline{\text{k}}$ . Another point with the same  $r$  and  $\tan \theta$  is  $\underline{\text{l}}$ .

The polar equation  $r = \cos \theta$  produces a shifted  $\underline{\text{m}}$ . The top point is at  $\theta = \underline{\text{n}}$ , which gives  $r = \underline{\text{o}}$ . When  $\theta$  goes from 0 to  $2\pi$ , we go  $\underline{\text{p}}$  times around the graph. Rewriting as  $r^2 = r \cos \theta$  leads to the  $xy$  equation  $\underline{\text{q}}$ . Substituting  $r = \cos \theta$  into  $x = r \cos \theta$  yields  $x = \underline{\text{r}}$  and similarly  $y = \underline{\text{s}}$ . In this form  $x$  and  $y$  are functions of the  $\underline{\text{t}}$   $\theta$ .

**Find the polar coordinates  $r \geq 0$  and  $0 \leq \theta < 2\pi$  of these points.**

1  $(x, y) = (0, 1)$

2  $(x, y) = (-4, 0)$

3  $(x, y) = (\sqrt{2}, \sqrt{2})$       4  $(x, y) = (-1, \sqrt{3})$   
 5  $(x, y) = (-1, -1)$       6  $(x, y) = (3, 4)$

Find rectangular coordinates  $(x, y)$  from polar coordinates.

7  $(r, \theta) = (2, \pi/2)$       8  $(r, \theta) = (1, 3\pi/2)$

9  $(r, \theta) = (\sqrt{20}, \pi/4)$       10  $(r, \theta) = (3\pi, 3\pi)$

11  $(r, \theta) = (2, -\pi/6)$       12  $(r, \theta) = (2, 5\pi/6)$

13 What is the distance from  $(x, y) = (\sqrt{3}, 1)$  to  $(1, -\sqrt{3})$ ?

14 How far is the point  $r = 3, \theta = \pi/2$  from  $r = 4, \theta = \pi$ ?

15 How far is  $(x, y) = (r \cos \theta, r \sin \theta)$  from  $(X, Y) = (R \cos \phi, R \sin \phi)$ ? Simplify  $(x - X)^2 + (y - Y)^2$  by using  $\cos(\theta - \phi) = \cos \theta \cos \phi + \sin \theta \sin \phi$ .

16 Find a second set of polar coordinates (a different  $r$  or  $\theta$ ) for the points

$(r, \theta) = (-1, \pi/2), (-1, 3\pi/4), (1, -\pi/2), (0, 0).$

17 Using polar coordinates describe (a) the half-plane  $x > 0$ ; (b) the half-plane  $y \leq 0$ ; (c) the ring with  $x^2 + y^2$  between 4 and 5; (d) the wedge  $x \geq |y|$ .

18 True or false, with a reason or an example:

- (a) Changing to  $-r$  and  $-\theta$  produces the same point.  
 (b) Each point has only one  $r$  and  $\theta$ , when  $r < 0$  is not allowed.  
 (c) The graph of  $r = 1/\sin \theta$  is a straight line.

19 From  $x$  and  $\theta$  find  $y$  and  $r$ .

20 Which other point has the same  $r$  and  $\tan \theta$  as  $x = \sqrt{3}, y = 1$  in Figure 9.1b?

21 Convert from rectangular to polar equations:

(a)  $y = x$       (b)  $x + y = 1$       (c)  $x^2 + y^2 = x + y$

22 Show that the triangle with vertices at  $(0, 0)$ ,  $(r_1, \theta_1)$ , and  $(r_2, \theta_2)$  has area  $A = \frac{1}{2}r_1r_2 \sin(\theta_2 - \theta_1)$ . Find the base and height assuming  $0 \leq \theta_1 \leq \theta_2 \leq \pi$ .

Problems 23–28 are about polar equations that give circles.

23 Convert  $r = \sin \theta$  into an  $xy$  equation. Multiply first by  $r$ .

24 Graph  $r = \sin \theta$  at  $\theta = 0^\circ, 30^\circ, 60^\circ, \dots, 360^\circ$ . These thirteen values of  $\theta$  give \_\_\_\_\_ different points on the graph. What range of  $\theta$ 's goes once around the circle?

25 Substitute  $r = \sin \theta$  into  $x = r \cos \theta$  and  $y = r \sin \theta$  to find  $x$  and  $y$  in terms of the parameter  $\theta$ . Then compute  $x^2 + y^2$  to reach the  $xy$  equation.

26 From the parametric equations  $x = \cos^2 \theta$  and  $y = \sin \theta \cos \theta$  in (4), recover the  $xy$  equation. Square, add, eliminate  $\theta$ .

27 (a) Multiply  $r = \cos \theta + \sin \theta$  by  $r$  to convert into an  $xy$  equation. (b) Rewrite the equation as  $(x - \frac{1}{2})^2 + (y - \frac{1}{2})^2 = R^2$  to find the radius  $R$ . (c) Draw the graph.


28 Find the radius of  $r = a \cos \theta + b \sin \theta$ . (Multiply by  $r$ .)

29 Convert  $x + y = 1$  into an  $r\theta$  equation and solve for  $r$ . Then substitute this  $r$  into  $x = r \cos \theta$  and  $y = r \sin \theta$  to find parametric equations for the line.

30 The equations  $x = \cos^2 \theta$  and  $y = \sin^2 \theta$  also lead to  $x + y = 1$ —but they are different from the answer to Problem 29. Explanation:  $\theta$  is no longer the polar angle and we should have written  $t$ . Find a point  $x = \cos^2 \theta, y = \sin^2 \theta$  that is *not* at the angle  $\theta$ .

31 Convert  $r = \cos^2 \theta$  into an  $xy$  equation (of sixth degree!)

32 If you have a graphics package for parametric curves, graph some *hypocycloids*. The equations are  $x = (1 - b) \cos t + b \cos(1 - b)t/b, y = (1 - b) \sin t - b \sin(1 - b)t/b$ . The figure shows  $b = \frac{3}{10}$  and part of  $b = .31831$ .



## 9.2 Polar Equations and Graphs

The most important equation in polar coordinates, by far, is  $r = 1$ . The angle  $\theta$  does not even appear. The equation looks too easy, but that is the point! The graph is a circle around the origin (the unit circle). Compare with the line  $x = 1$ . More important, compare the simplicity of  $r = 1$  with the complexity of  $y = \pm \sqrt{1 - x^2}$ . Circles are so common in applications that they created the need for polar coordinates.

This section studies polar curves  $r = F(\theta)$ . The cardioid is a sentimental favorite—maybe parabolas are more practical. The cardioid is  $r = 1 + \cos \theta$ , the parabola is  $r = 1/(1 + \cos \theta)$ . Section 12.2 adds cycloids and astroids. A graphics package can draw them and so can we.

Together with the circles  $r = \text{constant}$  go the straight lines  $\theta = \text{constant}$ . The equation  $\theta = \pi/4$  is a ray out from the origin, at that fixed angle. If we allow  $r < 0$ , as we do in drawing graphs, the one-directional ray changes to a full line. Important: **The circles are perpendicular to the rays.** We have “orthogonal coordinates”—more interesting than the  $x - y$  grid of perpendicular lines. In principle  $x$  could be mixed with  $\theta$  (non-orthogonal), but in practice that never happens.

Other curves are attractive in polar coordinates—we look first at five examples. Sometimes we switch back to  $x = r \cos \theta$  and  $y = r \sin \theta$ , to recognize the graph.

**EXAMPLE 1** The graph of  $r = 1/\cos \theta$  is the **straight line**  $x = 1$  (because  $r \cos \theta = 1$ ).

**EXAMPLE 2** The graph of  $r = \cos 2\theta$  is the **four-petal flower** in Figure 9.3.

The points at  $\theta = 30^\circ$  and  $-30^\circ$  and  $150^\circ$  and  $-150^\circ$  are marked on the flower. They all have  $r = \cos 2\theta = \frac{1}{2}$ . **There are three important symmetries—across the  $x$  axis, across the  $y$  axis, and through the origin.** This four-petal curve has them all. So does the vertical flower  $r = \sin 2\theta$ —but surprisingly, the tests it passes are different.

(Across the  $x$  axis:  $y$  to  $-y$ ) There are two ways to cross. First, change  $\theta$  to  $-\theta$ . The equation  $r = \cos 2\theta$  stays the same. Second, change  $\theta$  to  $\pi - \theta$  and also  $r$  to  $-r$ . The equation  $r = \sin 2\theta$  stays the same. Both flowers have  $x$  axis symmetry.

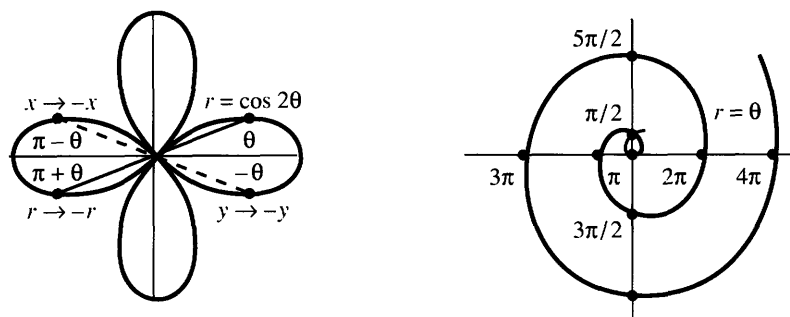
(Across the  $y$  axis:  $x$  to  $-x$ ) There are two ways to cross. First, change  $\theta$  to  $\pi - \theta$ . The equation  $r = \cos 2\theta$  stays the same. Second, change  $\theta$  to  $-\theta$  and  $r$  to  $-r$ . Now  $r = \sin 2\theta$  stays the same (the sine is odd). Both curves have  $y$  axis symmetry.

(Through the origin) Now we change  $r$  to  $-r$  or  $\theta$  to  $\theta + \pi$ . The flower equations pass the second test only:  $\cos 2(\theta + \pi) = \cos 2\theta$  and  $\sin 2(\theta + \pi) = \sin 2\theta$ . Every equation  $r^2 = F(\theta)$  passes the first test, since  $(-r)^2 = r^2$ .

The circle  $r = \cos \theta$  has  $x$  axis symmetry, but not  $y$  or  $r$ . The spiral  $r = \theta^3$  has  $y$  axis symmetry, because  $-r = (-\theta)^3$  is the same equation.

**Question** What happens if you change  $r$  to  $-r$  and also change  $\theta$  to  $\theta + \pi$ ?

**Answer** Nothing—because  $(r, \theta)$  and  $(-r, \theta + \pi)$  are always the same point.



**Fig. 9.3** The four-petal flower  $r = \cos 2\theta$  and the spiral  $r = \theta$  ( $r > 0$  in red).

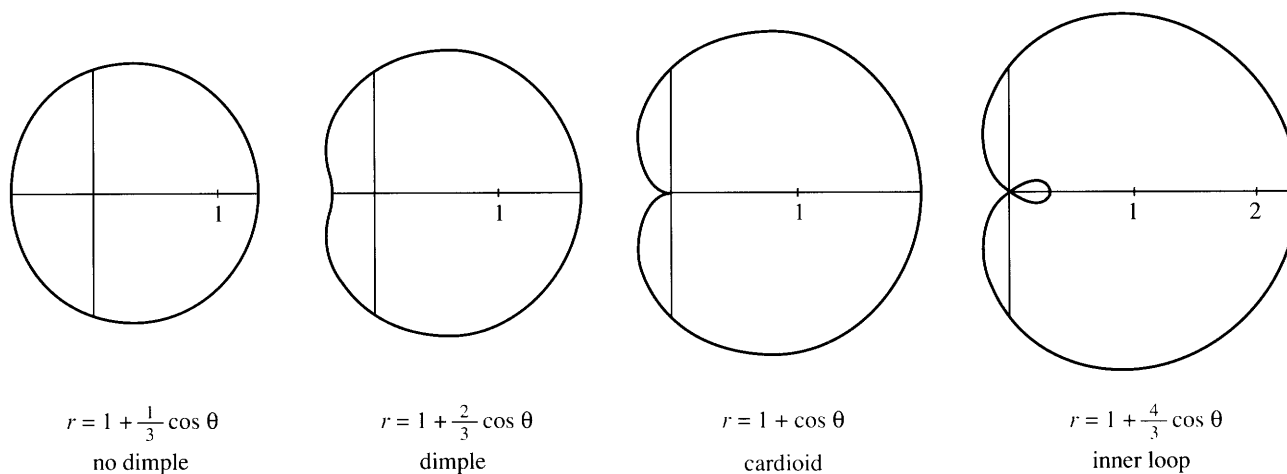
**EXAMPLE 3** The graph of  $r = \theta$  is a *spiral of Archimedes*—or maybe two spirals.

The spiral adds new points as  $\theta$  increases past  $2\pi$ . Our other examples are “periodic”— $\theta = 2\pi$  gives the same point as  $\theta = 0$ . A periodic curve repeats itself. The spiral moves out by  $2\pi$  each time it comes around. If we allow negative angles and negative  $r = \theta$ , a second spiral appears.

**EXAMPLE 4** The graph of  $r = 1 + \cos \theta$  is a *cardioid*. It is drawn in Figure 9.4c.

The cardioid has no simple  $xy$  equation. Still the curve is very attractive. It has a cusp at the origin and it is heart-shaped (hence its name). To draw it, plot  $r = 1 + \cos \theta$  at  $30^\circ$  intervals and connect the points. For this curve  $r$  is never negative, since  $\cos \theta$  never goes below  $-1$ .

It is a curious fact that the electrical vector in your heart almost traces out a cardioid. See Section 11.1 about electrocardiograms. If it is a perfect cardioid you are in a little trouble.



**Fig. 9.4** Limaçons  $r = 1 + b \cos \theta$ , including a cardioid and Mars seen from Earth.

**EXAMPLE 5** The graph of  $r = 1 + b \cos \theta$  is a *limaçon* (a cardioid when  $b = 1$ ).

Limaçon (soft  $c$ ) is a French word for snail—not so well known as escargot but just as inedible. (*I am only referring to the shell. Excusez-moi!*) Figure 9.4 shows how a dimple appears as  $b$  increases. Then an inner loop appears beyond  $b = 1$  (the cardioid at  $b = 1$  is giving birth to a loop). For large  $b$  the curve looks more like two circles. The limiting case is a double circle, when the inner loop is the same as the outer loop. Remember that  $r = \cos \theta$  goes around the circle twice.

We could magnify the limaçon by a factor  $c$ , changing to  $r = c(1 + b \cos \theta)$ . We could rotate  $180^\circ$  to  $r = 1 - b \cos \theta$ . But the real interest is whether these figures arise in applications, and Donald Saari showed me a nice example.

**Mars seen from Earth** The Earth goes around the Sun and so does Mars. Roughly speaking Mars is  $1\frac{1}{2}$  times as far out, and completes its orbit in two Earth years.

We take the orbits as circles:  $r = 2$  for Earth and  $r = 3$  for Mars. Those equations tell *where* but not *when*. With time as a parameter, the coordinates of Earth and Mars are given at every instant  $t$ :

$$x_E = 2 \cos 2\pi t, \quad y_E = 2 \sin 2\pi t \quad \text{and} \quad x_M = 3 \cos \pi t, \quad y_M = 3 \sin \pi t.$$

At  $t = 1$  year, the Earth completes a circle (angle  $= 2\pi$ ) and Mars is halfway.

Now the key step. Subtract to find the position of Mars *relative to Earth*:

$$x_{M-E} = 3 \cos \pi t - 2 \cos 2\pi t \quad \text{and} \quad y_{M-E} = 3 \sin \pi t - 2 \sin 2\pi t.$$

Replacing  $\cos 2\pi t$  by  $2 \cos^2 \pi t - 1$  and  $\sin 2\pi t$  by  $2 \sin \pi t \cos \pi t$ , this is

$$x_{M-E} = (3 - 4 \cos \pi t) \cos \pi t + 2 \quad \text{and} \quad y_{M-E} = (3 - 4 \cos \pi t) \sin \pi t.$$

Seen from the Earth, Mars does a loop in the sky! There are two  $t$ 's for which  $3 - 4 \cos \pi t = 0$  (or  $\cos \pi t = \frac{3}{4}$ ). At both times, Mars is two units from Earth ( $x_{M-E} = 2$  and  $y_{M-E} = 0$ ). When we move the origin to that point, the 2 is subtracted away—the M-E coordinates become  $x = r \cos \pi t$  and  $y = r \sin \pi t$  with  $r = 3 - 4 \cos \pi t$ . That is a limaçon with a loop, like Figure 9.4d.

**Note added in proof** I didn't realize that a 3-to-2 ratio is also responsible for heating up two spots on opposite sides of Mercury. From the newspaper of June 13, 1990:

“Astronomers today reported the first observations showing that Mercury has two extremely hot spots. That is because Mercury, the planet closest to the Sun, turns on its axis once every 59.6 days, which is a day on Mercury. It goes around the sun every 88 days, a Mercurian year. With this 3-to-2 ratio between spin and revolution, *the Sun appears to stop in the sky and move backward, describing a loop* over each of the hot spots.”

### CONIC SECTIONS IN POLAR COORDINATES

The exercises include other polar curves, like lemniscates and 200-petal flowers. But get serious. The most important curves are the *ellipse* and *parabola* and *hyperbola*. In Section 3.5 their equations involved  $1, x, y, x^2, xy, y^2$ . With one focus at the origin, their polar equations are even better.

**9A** The graph of  $r = A/(1 + e \cos \theta)$  is a conic section with “eccentricity”  $e$ :  
circle if  $e = 0$  ellipse if  $0 < e < 1$  parabola if  $e = 1$  hyperbola if  $e > 1$ .

**EXAMPLE 6** ( $e = 1$ ) The graph of  $r = 1/(1 + \cos \theta)$  is a parabola. This equation is  $r + r \cos \theta = 1$  or  $r = 1 - x$ . Squaring both sides gives  $x^2 + y^2 = 1 - 2x + x^2$ . Canceling  $x^2$  leaves  $y^2 = 1 - 2x$ , the parabola in Figure 9.5b.

The amplifying factor  $A$  blows up all curves, with no change in shape.

**EXAMPLE 7** ( $e = 2$ ) The same steps lead from  $r(1 + 2 \cos \theta) = 1$  to  $r = 1 - 2x$ . Squaring gives  $x^2 + y^2 = 1 - 4x + 4x^2$  and the  $x^2$  terms do not cancel. Instead we have  $y^2 - 3x^2 = 1 - 4x$ . This is the hyperbola in Figure 9.5c, with a focus at  $(0, 0)$ .

The hyperbola  $y^2 - 3x^2 = 1$  (without the  $-4x$ ) has its center at  $(0, 0)$ .

**EXAMPLE 8** ( $e = \frac{1}{2}$ ) The same steps lead from  $r(1 + \frac{1}{2} \cos \theta) = 1$  to  $r = 1 - \frac{1}{2}x$ . Squaring gives the ellipse  $x^2 + y^2 = 1 - x + \frac{1}{4}x^2$ . Polar equations look at conics in a new way, which happens to match the sun and planets perfectly. *The sun at  $(0, 0)$  is not the center of the system, but a focus.*

Finally  $e = 0$  gives the circle  $r = 1$ . Center of circle = both foci =  $(0, 0)$ .

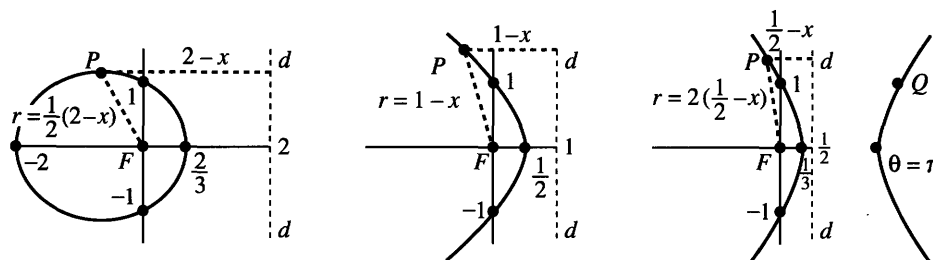


Fig. 9.5  $r = 1/(1 + e \cos \theta)$  is an ellipse for  $e = \frac{1}{2}$ , a parabola for  $e = 1$ , a hyperbola for  $e = 2$ .

**The directrix** The figure shows the line  $d$  (the “directrix”) for each curve. All points  $P$  on the curve satisfy  $r = |PF| = e|Pd|$ . **The distance to the focus is  $e$  times the distance to the directrix.** ( $e$  is still the eccentricity, nothing to do with exponentials.) A geometer would start from this property  $r = e|Pd|$  and construct the curve. We derive the property from the equation:

$$r = \frac{A}{1 + e \cos \theta} \Rightarrow r + ex = A \Rightarrow r = e\left(\frac{A}{e} - x\right). \quad (1)$$

The directrix is the line at  $x = A/e$ . That last equation is exactly  $|PF| = e|Pd|$ .

Notice how two numbers determine these curves. Here the numbers are  $A$  and  $e$ . In Section 3.5 they were  $a$  and  $b$ . (The ellipse was  $x^2/a^2 + y^2/b^2 = 1$ .) Using  $A$  and  $e$  we go smoothly from ellipses through parabolas (at  $e = 1$ ) and on to hyperbolas. With three more numbers we can move the focus to any point and rotate the curve through any angle. **Conics are determined by five numbers.**

## 9.2 EXERCISES

### Read-through questions

The circle of radius 3 around the origin has polar equation a. The  $45^\circ$  line has polar equation b. Those graphs meet at an angle of c. Multiplying  $r = 4 \cos \theta$  by  $r$  yields the  $xy$  equation d. Its graph is a e with center at f. The graph of  $r = 4/\cos \theta$  is the line  $x =$  g. The equation  $r^2 = \cos 2\theta$  is not changed when  $\theta \rightarrow -\theta$  (symmetric across h) and when  $\theta \rightarrow \pi + \theta$  (or  $r \rightarrow$  i). The graph of  $r = 1 + \cos \theta$  is a j.

The graph of  $r = A/(\underline{k})$  is a conic section with one focus at l. It is an ellipse if m and a hyperbola if n. The equation  $r = 1/(1 + \cos \theta)$  leads to  $r + x = 1$  which gives a o. Then  $r =$  distance from origin equals  $1 - x =$  distance from p. The equations  $r = 3(1 - x)$  and  $r = \frac{1}{2}(1 - x)$  represents a q and an r. Including a shift and rotation, conics are determined by s numbers.

Convert to  $xy$  coordinates to draw and identify these curves.

- |                             |                                      |
|-----------------------------|--------------------------------------|
| 1 $r \sin \theta = 1$       | 2 $r(\cos \theta - \sin \theta) = 2$ |
| 3 $r = 2 \cos \theta$       | 4 $r = -2 \sin \theta$               |
| 5 $r = 1/(2 + \cos \theta)$ | 6 $r = 1/(1 + 2 \cos \theta)$        |

In 7–14 sketch the curve and check for  $x$ ,  $y$ , and  $r$  symmetry.

- |                                |                      |
|--------------------------------|----------------------|
| 7 $r^2 = 4 \cos 2\theta$       | (lemniscate)         |
| 8 $r^2 = 4 \sin 2\theta$       | (lemniscate)         |
| 9 $r = \cos 3\theta$           | (three petals)       |
| 10 $r^2 = 10 + 6 \cos 4\theta$ |                      |
| 11 $r = e^\theta$              | (logarithmic spiral) |
| 12 $r = 1/\theta$              | (hyperbolic spiral)  |
| 13 $r = \tan \theta$           |                      |
| 14 $r = 1 - 2 \sin 3\theta$    | (rose inside rose)   |

15 Convert  $r = 6 \sin \theta + 8 \cos \theta$  to the  $xy$  equation of a circle (what radius, what center?).

\*16 Squaring and adding in the Mars–Earth equation gives  $x_{M-E}^2 + y_{M-E}^2 = 13 - 12 \cos \pi t$ . The graph of  $r^2 = 13 - 12 \cos \theta$  is not at all like Figure 9.4d. What went wrong?

In 17–23 find the points where the two curves meet.

- 17  $r = 2 \cos \theta$  and  $r = 1 + \cos \theta$   
**Warning:** You might set  $2 \cos \theta = 1 + \cos \theta$  to find  $\cos \theta = 1$ . But the graphs have another meeting point—they reach it at different  $\theta$ 's. Draw graphs to find all meeting points.



18  $r^2 = \sin 2\theta$  and  $r^2 = \cos 2\theta$

19  $r = 1 + \cos \theta$  and  $r = 1 - \sin \theta$

20  $r = 1 + \cos \theta$  and  $r = 1 - \cos \theta$

21  $r = 2$  and  $r = 4 \sin 2\theta$

22  $r^2 = 4 \cos \theta$  and  $r = 1 - \cos \theta$

23  $r \sin \theta = 1$  and  $r \cos(\theta - \pi/4) = \sqrt{2}$  (straight lines)

24 When is there a dimple in  $r = 1 + b \cos \theta$ ? From  $x = (1 + b \cos \theta)\cos \theta$  find  $dx/d\theta$  and  $d^2x/d\theta^2$  at  $\theta = \pi$ . When that second derivative is negative the limaçon has a dimple.

25 How many petals for  $r = \cos 5\theta$ ? For  $r = \cos \theta$  there was one, for  $r = \cos 2\theta$  there were four.

26 Explain why  $r = \cos 100\theta$  has 200 petals but  $r = \cos 101\theta$  only has 101. The other 101 petals are \_\_\_\_\_. What about  $r = \cos \frac{1}{2}\theta$ ?

27 Find an  $xy$  equation for the cardioid  $r = 1 + \cos \theta$ .

28 (a) The flower  $r = \cos 2\theta$  is symmetric across the  $x$  and  $y$  axes. Does that make it symmetric about the origin? (Do two symmetries imply the third, so  $-r = \cos 2\theta$  produces the same curve?)

(b) How can  $r = 1$ ,  $\theta = \pi/2$  lie on the curve but fail to satisfy the equation?

29 Find an  $xy$  equation for the flower  $r = \cos 2\theta$ .

30 Find equations for curves with these properties:

(a) Symmetric about the origin but not the  $x$  axis

(b) Symmetric across the  $45^\circ$  line but not symmetric in  $x$  or  $y$  or  $r$

(c) Symmetric in  $x$  and  $y$  and  $r$  (like the flower) but changed when  $x \leftrightarrow y$  (not symmetric across the  $45^\circ$  line).

**Problems 31–37 are about conic sections—especially ellipses.**

31 Find the top point of the ellipse in Figure 9.5a, by maximizing  $y = r \sin \theta = \sin \theta / (1 + \frac{1}{2} \cos \theta)$ .

32 (a) Show that all conics  $r = 1/(1 + e \cos \theta)$  go through  $x = 0$ ,  $y = 1$ .

(b) Find the second focus of the ellipse and hyperbola. For the parabola ( $e = 1$ ) where is the second focus?

33 The point  $Q$  in Figure 9.5c has  $y = 1$ . By symmetry find  $x$  and then  $r$  (negative!). Check that  $x^2 + y^2 = r^2$  and  $|QF| = 2|Qd|$ .

34 The equations  $r = A/(1 + e \cos \theta)$  and  $r = 1/(C + D \cos \theta)$  are the same if  $C = \underline{\hspace{2cm}}$  and  $D = \underline{\hspace{2cm}}$ . For the mirror image across the  $y$  axis replace  $\theta$  by \_\_\_\_\_. This gives  $r = 1/(C - D \cos \theta)$  as in Figure 12.10 for a planet around the sun.

35 The ellipse  $r = A/(1 + e \cos \theta)$  has length  $2a$  on the  $x$  axis. Add  $r$  at  $\theta = 0$  to  $r$  at  $\theta = \pi$  to prove that  $a = A/(1 - e^2)$ . The Earth's orbit has  $a = 92,600,000$  miles = one astronomical unit (AU).

36 The maximum height  $b$  occurs when  $y = r \sin \theta = A \sin \theta / (1 + e \cos \theta)$  has  $dy/d\theta = 0$ . Show that  $b = y_{\max} = A/\sqrt{1 - e^2}$ .

37 Combine  $a$  and  $b$  from Problems 35–36 to find  $c = \sqrt{a^2 - b^2} = Ae/(1 - e^2)$ . Then the eccentricity  $e$  is  $c/a$ . Halley's comet is an ellipse with  $a = 18.1$  AU and  $b = 4.6$  AU so  $e = \underline{\hspace{2cm}}$ .

**Comets have large eccentricity, planets have much smaller  $e$ :**  
Mercury .21, Venus .01, Earth .02, Mars .09, Jupiter .05, Saturn .05, Uranus .05, Neptune .01, Pluto .25, Kohoutek .9999.

38 If you have a computer with software to do polar graphs, start with these:

1. Flowers  $r = A + \cos n\theta$  for  $n = \frac{1}{2}, 3, 7, 8$ ;  $A = 0, 1, 2$

2. Petals  $r = (\cos m\theta + 4 \cos n\theta)/\cos \theta$ ,  $(m, n) = (5, 3), (3, 5), (9, 1), (2, 3)$

3. Logarithmic spiral  $r = e^{\theta/2\pi}$

4. Nephroid  $r = 1 + 2 \sin \frac{1}{2}\theta$  from the bottom of a teacup

5. Dr. Fay's butterfly  $r = e^{\cos \theta} - 2 \cos 4\theta + \sin^5(\theta/12)$

Then create and name your own curve.

## 9.3 Slope, Length, and Area for Polar Curves

The previous sections introduced polar coordinates and polar equations and polar graphs. There was no calculus! We now tackle the problems of **area** (integral calculus) and **slope** (differential calculus), when the equation is  $r = F(\theta)$ . The use of  $F$  instead of  $f$  is a reminder that the slope is *not*  $dF/d\theta$  and the area is *not*  $\int F(\theta)d\theta$ .

Start with area. The region is always divided into small pieces—what is their shape? Look between the angles  $\theta$  and  $\theta + \Delta\theta$  in Figure 9.6a. Inside the curve is a narrow wedge—almost a triangle, with  $\Delta\theta$  as its small angle. If the radius is constant