



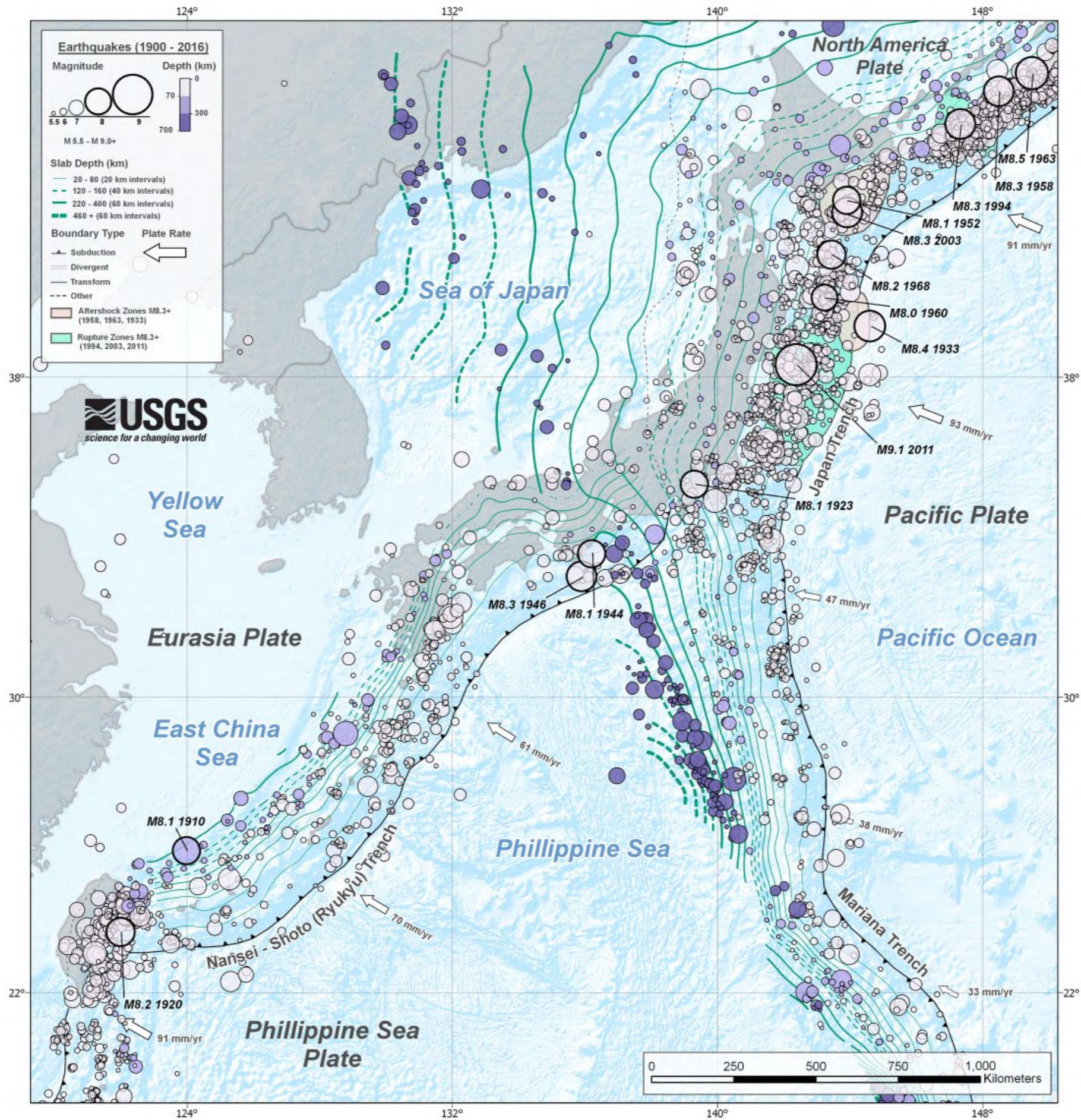
© Source unknown. All rights reserved. This content is excluded from our Creative Commons license. For more information, see <https://ocw.mit.edu/help/faq-fair-use/>.

History and Mythology

21H.154, Session 2

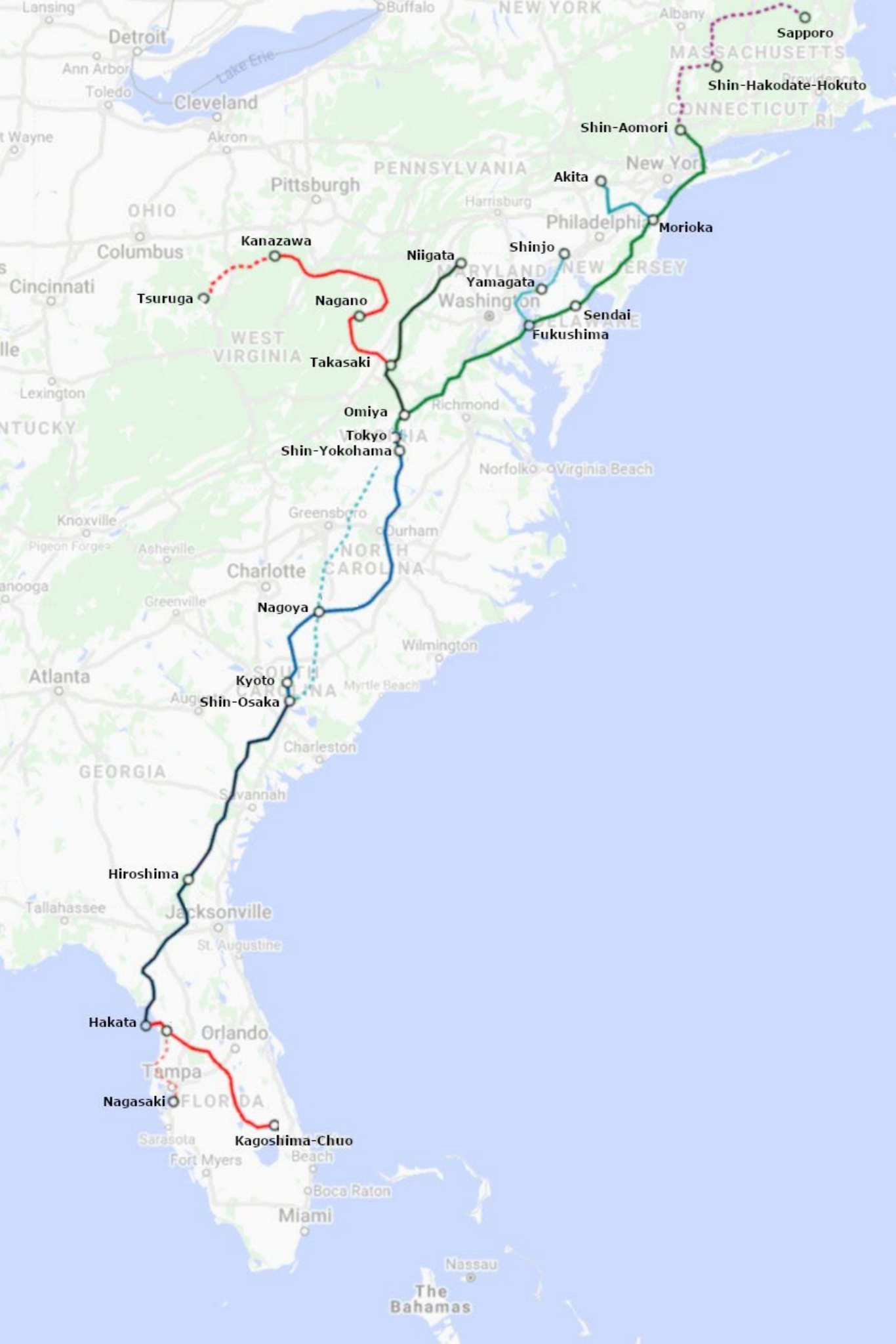
history of japan





This image is in the public domain. Source: USGS.





© Source unknown. All rights reserved. This content is excluded from our Creative Commons license. For more information, see <https://ocw.mit.edu/help/faq-fair-use/>.

Japan's high-speed rail overlaid on US East Coast

By @oEVans82:
(<https://twitter.com/oEVans82/status/1379175117067059204/photo/1>)

Population

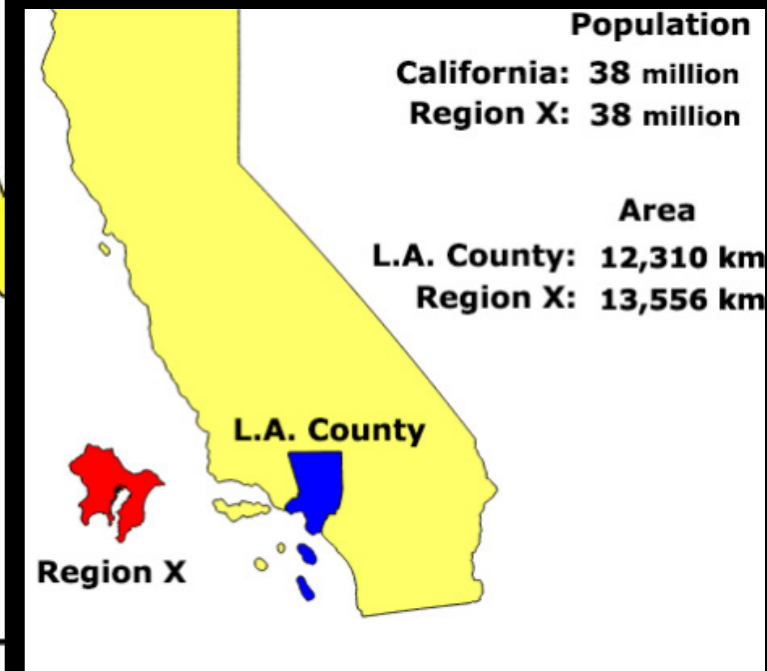
Countries in the world by population (2018)

This list includes both **countries** and **dependent territories**. Data based on the latest *United Nations Population Division* estimates. Click on the name of the country or dependency for current estimates (live population clock), historical data, and projected figures. See also: [World Population](#)

Search:

#	Country (or dependency)	Population (2019)	Yearly Change	Net Change	Density (P/Km ²)	Land Area (Km ²)	Migrants (net)	Fert. Rate	Med. Age	Urban Pop %	World Share
1	China	1,420,062,022	0.35 %	5,016,094	151	9,388,211	-324,919	1.6	39	60 %	18.41 %
2	India	1,368,737,513	1.08 %	14,685,659	460	2,973,190	-490,000	2.3	28	34 %	17.74 %
3	U.S.	329,093,110	0.71 %	2,326,362	36	9,147,420	900,000	1.9	38	84 %	4.27 %
4	Indonesia	269,536,482	1.03 %	2,741,502	149	1,811,570	-165,000	2.3	29	56 %	3.49 %
5	Brazil	212,392,717	0.72 %	1,524,763	25	8,358,140	6,000	1.7	33	86 %	2.75 %
6	Pakistan	204,596,442	1.88 %	3,782,624	265	770,880	-214,356	3.4	23	40 %	2.65 %
7	Nigeria	200,962,417	2.60 %	5,087,180	221	910,770	-60,000	5.4	18	52 %	2.60 %
8	Bangladesh	168,065,920	1.02 %	1,697,771	1,291	130,170	-470,000	2.1	27	37 %	2.18 %
9	Russia	143,895,551	-0.05 %	-69,158	9	16,376,870	160,000	1.8	40	73 %	1.87 %
10	Mexico	132,328,035	1.20 %	1,568,961	68	1,943,950	-60,000	2.1	29	79 %	1.72 %
11	Japan	126,854,745	-0.26 %	-330,587	348	364,555	50,000	1.5	48	94 %	1.64 %
12	Ethiopia	110,135,635	2.42 %	2,600,753	110	1,000,000	-12,000	4.0	20	21 %	1.43 %
13	Philippines	108,106,310	1.50 %	1,594,236	363	298,170	-130,000	2.9	25	44 %	1.40 %
14	Egypt	101,168,745	1.80 %	1,793,004	102	995,450	-55,000	3.2	25	39 %	1.31 %

Population



© Metrocosm. All rights reserved. This content is excluded from our Creative Commons license. For more information, see <https://ocw.mit.edu/help/faq-fair-use/>.

© Metrocosm. All rights reserved. This content is excluded from our Creative Commons license. For more information, see <https://ocw.mit.edu/help/faq-fair-use/>.

Galka, "How Many U.S. Cities Can You Fit Inside Tokyo?" (2015)



© Source unknown. All rights reserved. This content is excluded from our Creative Commons license. For more information, see <https://ocw.mit.edu/help/faq-fair-use/>.

JE, Ch. 6, “Origins of the Japanese People”

Jōmon Period

- 14,000 BCE~
- “Imprinted cord pattern”



© Source unknown. All rights reserved. This content is excluded from our Creative Commons license. For more information, see <https://ocw.mit.edu/help/faq-fair-use/>.

Dogū




Yayoi Period

- 900/400
BCE~



© Source unknown. All rights reserved. This content is excluded from our Creative Commons license. For more information, see <https://ocw.mit.edu/help/faq-fair-use/>.

Yoshinogari

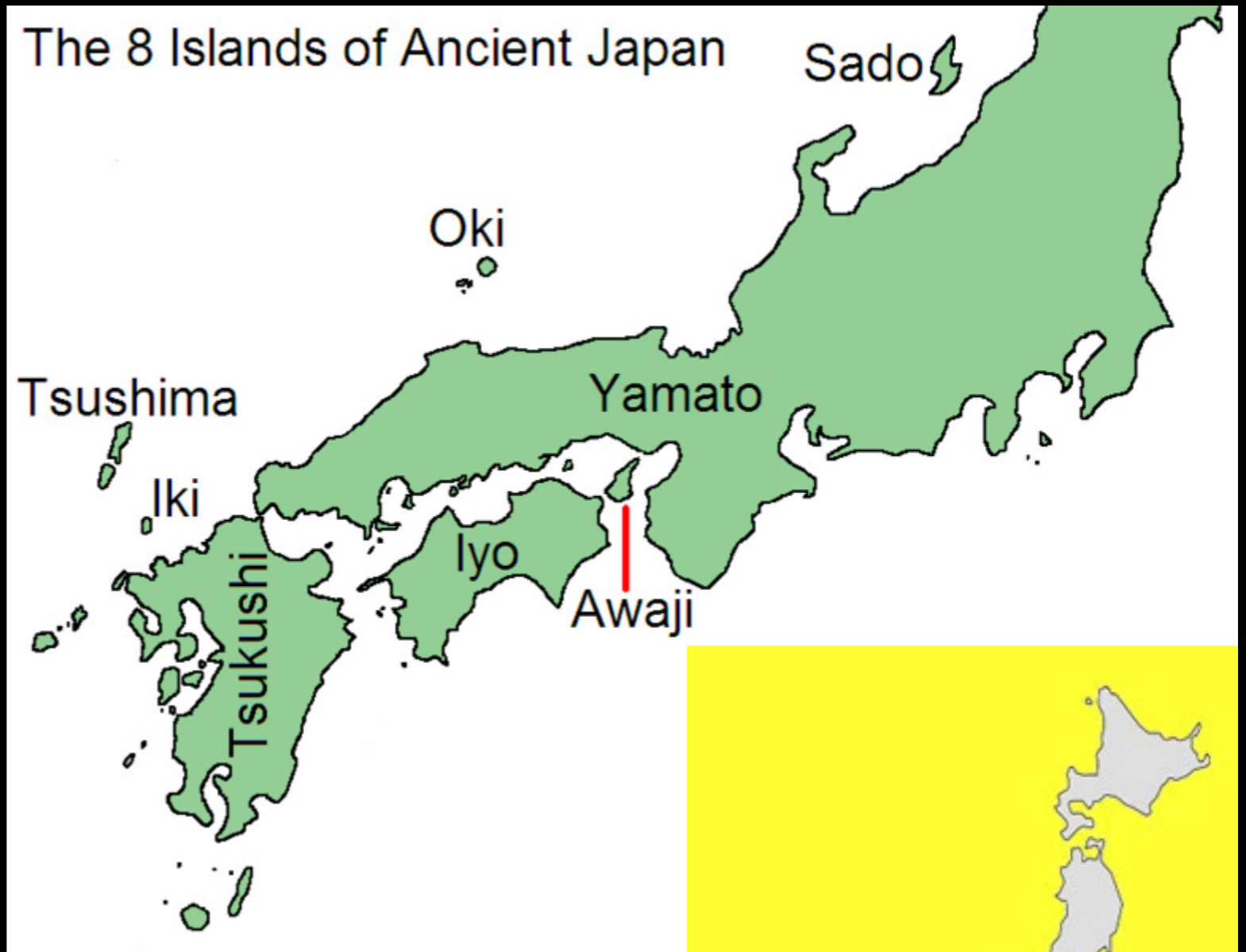


© Source unknown. All rights reserved. This content is excluded from our Creative Commons license. For more information, see <https://ocw.mit.edu/help/faq-fair-use/>.

This image is in the public domain. Source: [Wikimedia Commons](https://commons.wikimedia.org/).

Yayoi Japan

- Northern Kyushu (Tsukushi)
- Central Honshu (Yamato)
- Western Honshu (Izumo)



© Benstown on Wikimedia Commons. License CC BY-SA. All rights reserved. This content is excluded from our Creative Commons license. For more information, see <https://ocw.mit.edu/help/faq-fair-use/>.



© Source unknown. All rights reserved. This content is excluded from our Creative Commons license. For more information, see <https://ocw.mit.edu/help/faq-fair-use/>.

Chinese Histories

- “History of the Kingdom of Wei (Wei Zhi)” (ca. 297 c.e.)
- “History of the Latter Han Dynasty” (ca. 445 c.e.)
- “History of the Liu Song Dynasty” (ca. 513 c.e.)
- “History of the Sui Dynasty” (ca. 630 c.e.)
- “New History of the Tang Dynasty” (11th century on 7~10c)

Kofun Period: 250 -550CE

matsurigoto (政
):

“worship”

and

“government”



Copyright © [National Land Image Information \(Color Aerial Photographs\)](#), Ministry of Land, Infrastructure, Transport and Tourism.

“Nintoku” Daisen Tomb, Osaka (ca. mid. 400s)

--- Modern international boundaries

© Encyclopædia Britannica, Inc. All rights reserved. This content is excluded from our Creative Commons license. For more information, see <https://ocw.mit.edu/help/faq-fair-use/>.



Swords as Historical Evidence

The Sakitama-
Inariyama sword of
471





“Japanese” Sources

“Birth of the Land” (Nihongi (Chronicles of Japan))

“Preface to the Records of Ancient Matters [Kojiki]”

“Birth of the Sun Goddess” (N)

“The Divine Creation of the Imperial Ancestors” (K)

“Susa-no-o and the Sun Goddess” (N)

“Susa-no-o in Izumo” (K)

“Descent of the Divine Grandson with the Three Imperial

Regalia” (N) “Princess Yamato and Prince Plenty” (N)

“The Founding of Izumo” (contemporaneous to N and K)

“Enshrinement of Amaterasu” (N)



This image is in the public domain. Source: [Wikimedia Commons](https://commons.wikimedia.org/wiki/File:Shinto_festival_woodblock_print.jpg).



© Source unknown. All rights reserved. This content is excluded from our Creative Commons license. For more information, see <https://ocw.mit.edu/help/faq-fair-use/>.

JE, Ch. 7, “What Used to Be Called Shinto”

Ise Shrine, 1869



This image is in the public domain. Source: [Wikimedia Commons](#).

MIT OpenCourseWare
<https://ocw.mit.edu>

21H.154 / 21G.554 Inventing the Samurai
Fall 2022

For information about citing these materials or our Terms of Use, visit: <https://ocw.mit.edu/terms>.