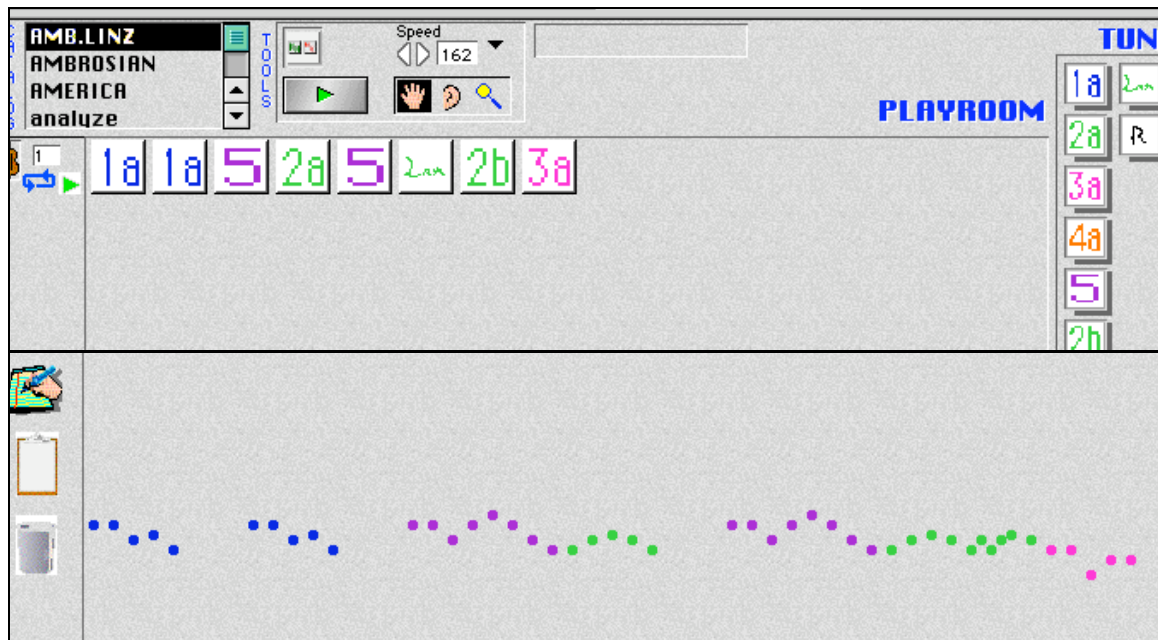


## LINZ'S AMBROSIAN



© Oxford University Press. Used with permission.

### LINZ'S PAPER

The final composition was made using the tuneblocks named Ambrosian. I started by listening to each of the blocks once and then going through each of them a second time. During this second run-through, I analyzed possible positions and combinations that each block could fill. I noticed how blocks 1 and 5 began with the same three notes. I thought perhaps that they could make a combination together. I also noticed that, of the five blocks, only block 3 seemed to make a suitable ending. Therefore, I tentatively called block 3 my ending block. I thought that both blocks 2 and 4 would probably be middle blocks and that block 5 seemed to make a good beginning. After listening to the blocks, I noticed how they all shared the same tempo.

*[Do you mean same set of durations or same "rhythm"?)*

By this I mean, the duration between each of the notes was equal for all the notes in every tuneblock [*Yes.*] This actually made the song seem very monotonous and boring.

This feeling of monotony was probably strengthened by my observations that after looking at the pitch contour, I saw that none of the blocks seemed to have any large jumps down or up. This gave the feeling that the tune sort of hovered around one note and the constant stepwise movement was actually too boring for my ears. Continual stepwise movement (or something close to it) left my ears wanting some excitement and actually needing to hear jumps to widely spaced apart pitches. In contrast to the previous pieces I constructed, where I actually looked for stepwise movement to calm down a song, the constant stepwise movement of these tuneblocks had just become too boring.

*(Really very clear and close observations and good comparisons. You have grabbed onto features that you "need" for a tune that you like.)*

I decided to start with the combination of block 5 going to block 1. I liked the sound of block 5 as a beginning because it had a wide range which I seem to lean towards when choosing a beginning. I guess to my ears, the sense of starting something is best portrayed with a block which seems to go in different directions--up and down. However, I also noticed that block 1 was a sort of incomplete block. It sounded like it wanted to go somewhere but was stopped abruptly halfway there. I considered this block to be a sort of question that needed an answer.

*(Good description. We'll need to think about what the relations are that generate that function/feeling. Did you notice that 5 is like a continuation and expansion of 1?)*

So to utilize this potential call and answer format, I placed block 1 before block 5. I decided to repeat block 1 because the repetition seemed to give it more of a sense of a half finished idea. At this point I wanted to break up the monotony of the tempo, so I decided to modify block 1 so that the fifth note was held for the same amount of time as the first four notes combined.

P: G G E F D	→	P: G G E F D
D: 4 4 4 4 4		D: 4 4 4 4 16

**Original contents of Block 1**                      **Last duration = 4X4**

**Block 1**    **Block 1a**

Immediately, this changed the character of the piece and placed an emphasis on the first note and fifth note of the block. The long holding of the note also added to the anticipation I had of hearing something else. In my ears, I felt that there should be something that answered the call of the repeated blocks. Block 5 was a very good start to the answer because it began the same as block 1 but instead of stopping halfway through, it continued forward and seemed to finally get somewhere.

*(See comment, above--you got it.. Also, your new 1 is equal in total time to Block 5! (8 beats)*

The next thing I did was try and find the continuation of the answer. I tried both blocks 2 and 4 and they both sounded correct after block 5. I didn't like the way

block 3 sounded because it felt too much like the ending of the piece and I didn't feel that my song could finish there because there had been no development yet. I decided to keep block 2 after block 5. Block 5 seemed to naturally divide into groups of 4 notes with the strong beat being on the 1st and 5th notes as it had in block 1. (Thus, you now feel regular meter--you have generated meter.)



To keep with this trend, I modified block 2 so that the final note would be the same duration as the first four notes combined.

I then repeated block 5 so that I could form an antecedent consequent phrase. I was starting to get an idea of how I wanted the form of my piece to be. Block 1 is introduced as the start of something that we haven't figured out yet. It gets repeated again but it doesn't really get any further. Finally, with the addition of block 5, we get the movement of the piece into an actual idea. However, we throw in a second block which doesn't quite finish off the idea (block 2). If we play block 5 again, we can see that we have an antecedent consequent phrase that needs to be completed.

Block 1a Start of something

Block 1a Doesn't get any further

Block 5 An actual idea

Block 2a Doesn't finish

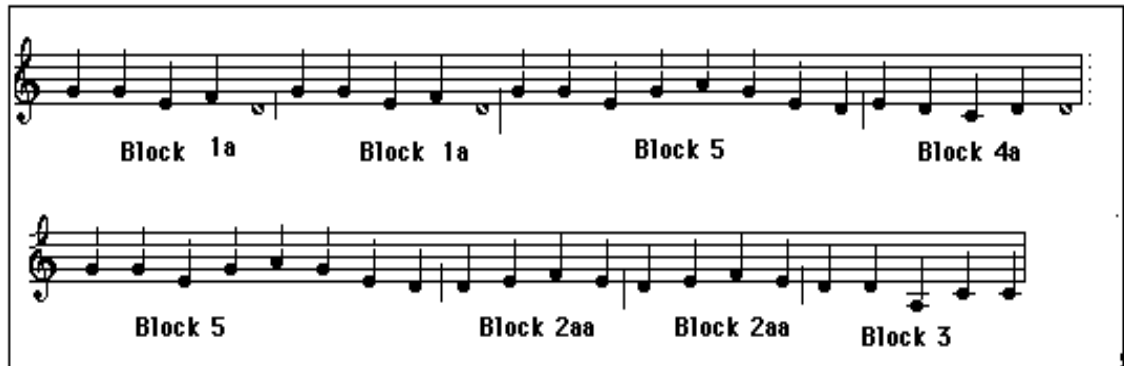
INTRODUCTION

ANTECEDENT PHRASE

??

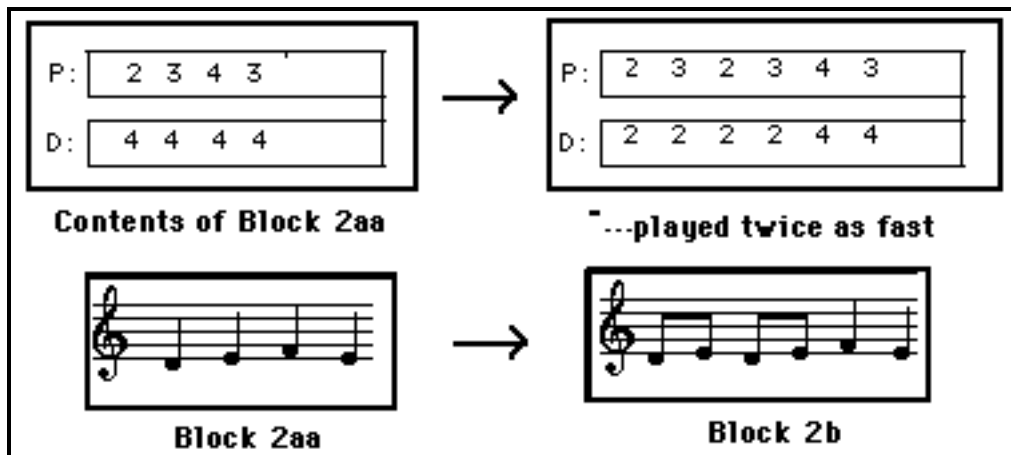
Block 5 Consequent Phrase (To be completed)

The final thing to do was complete the antecedent consequent phrase using the final two blocks. I still heard block 3 as the only block which seemed to conclude as an ending so I placed it at the end and put block 4 before it. The order of the song was now 1 1 5 2 5 2 3. I decided that I didn't like having the note that is shared between blocks 4 & 3 being repeated four times because it was almost like a stop in the motion of the piece. I switched blocks 2 and 4 (again modifying block 4 so that the final note was the same duration as the four previous notes combined) but still had the problem of that same note being played 3 times. To get rid of this problem, I tried repeating block 2 so that it would have more motion preceding the repeated note but this made that part of the song seem boring. Next, I deleted the fifth note of the block so that there would a constant upward and then downward stepwise progression of notes without any repetition in the middle. This was my first modification of block 2. My next song looked like this: 1a 1a 5 4a 5 2aa 2aa 3.



After hearing this, I was faced with an additional problem. I didn't like how each notes of the last part of the song ( 5 2aa 2aa 3) were played with exactly the same duration. It seemed rather boring and dull. I experimented with changing the duration of the notes and found that in order to keep the music going forward, I would have to "quicken" the tempo in that region. To quicken, I mean to make the duration of time, before the next note is played, shorter.

I kept the repetition of block 2aa but decided to change the block so that the first two notes get played twice and "twice" as quick (block 2b).



Although, adding the extra notes helped keep the piece moving, I suffered from the same problem that the repetition of the blocks in that manner was rather unexciting. I decided that I would play block 2aa once and follow that with block 2b. In addition, I extended the last note of block 3 so that it would make a more convincing ending and I was left with the final song looking like this: 1a 1a 5 4a 5 2aa (first modification) 2b (second modification) 3a. The letter 'a' denotes where I changed the rhythm so that the duration of the last note was longer. By using 2aa (1st) 2b (2nd), I had the sense that just as I was about to get bored with the rhythm, there was a sudden quickening of the tempo that pushes the song forward to the end.

The image shows two staves of musical notation. The top staff contains four blocks of music labeled 'Block 1a', 'Block 1a', 'Block 5', and 'Block 4a'. The bottom staff contains four blocks of music labeled 'Block 5', 'Block 2aa', 'Block 2b', and 'Block 3a'. The notation consists of a single melodic line on a treble clef staff with various note values and rests.

The structural hierarchy of this song was similar to what I made with the Vienna blocks. There is a brief introduction followed by the antecedent phrase and a consequent phrase. In this case, the consequent phrase is longer than the antecedent phrase and made up of more blocks.

*(This is a quite fantastic paper. You have really traced your whole composition process, made clear what triggered your decisions and your specific changes. Your accounting for why also goes very far into depth, but there is still more to discuss in class.)*