

A large, complex sculpture of a fish, possibly a shark, made of blue and gold mesh. The sculpture is suspended in a dark, industrial-looking environment. A person is climbing on the gold-colored part of the sculpture. The background is dark with some structural elements visible.

# Stellarators


Louis Fernandes

22.012

May 11, 2006


# Overview

- What are stellarators?
- Where did they come from?
- How do they work?
- Why should we care about them?




# The Story of the Stellarator

- In 1951, Project Matterhorn came about
- Lyman Spitzer proposes magnetic confinement in a figure eight pattern
- Magnetic confinement for fusion



Courtesy of NASA.


# More Historical Facts

- Fusion remained classified until 1958
  - First research in the US was done at Princeton
  - Sahkarov and Tamm proposed tokamak design in 1950, wasn't internationally known until 1956
- 

# How do stellarators work?

- Goal is to keep ions as close as possible to each other, without getting gas too dense
- As we've seen, need toroidal and poloidal magnetic fields
  - Toroidal field to keep charged particles moving along circular field lines
  - Poloidal field lines to keep particles from drifting

How will we do this?



# Some math

$$P_N = \pi a^2 EN$$

$$N = \alpha n_1^2 \rightarrow \alpha = S_1 S_2 \int_0^\infty v \sigma P(v) dv$$

$$nkT = \frac{xH^2}{8\pi} \quad n_1 = \frac{n}{1+z}$$

$$P_N = \frac{\alpha x^2 a^2 EH^4}{64\pi(1+z)^2 k^2 T^2}$$

For standard D - T conditions

$$P_N = 37,000 \text{ Watts/cm}$$

# Some more math

Lose some energy to radiation of ions

$$P_R = \frac{a^2 E z^3}{(1+z)^2} \frac{e^2 h}{3m_e^2 c^3} \left( \frac{kT}{2\pi m_e} \right)^{1/2} \frac{x^2 H^4}{\pi^2 k^2 T^2} \approx 510 \text{ Watts/cm}$$


Lost energy due to creating magnetic field

$$P_H = \frac{25}{4\pi} \frac{r_2 + r_1}{r_2 - r_1} \frac{H^2}{\sigma_{con}} = 11,000 \text{ Watts/cm uncooled}$$

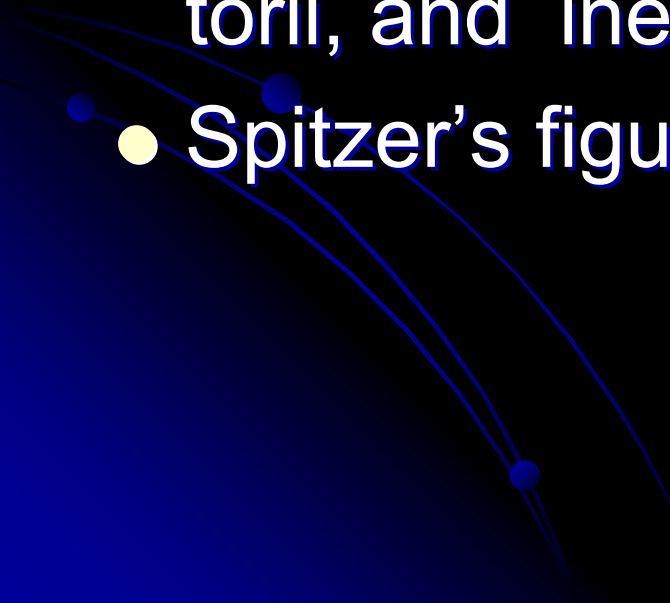
$$P_H = 2,200 \text{ Watts/cm cooled (but not superconducting)}$$



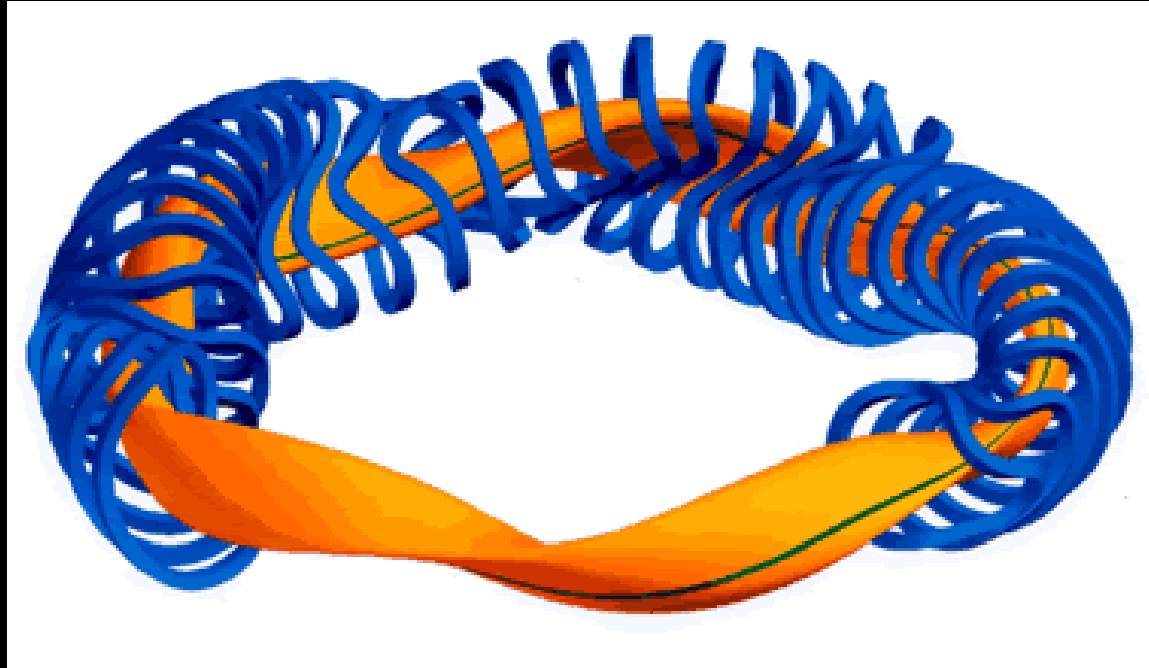
# Did we forget something?

- Calculations show we should have net 34,290 Watt/cm power gain
  - But what about poloidal field?
  - Plasma will crash into wall in our model
  - Clearly needs refinement
- 

# So what happens now?

- Tokamaks, that's what happens now
  - 1956, tokamaks show up
  - Federal funding shifts to other areas of fusion, including tokamaks, other forms of torii, and inertial confinement
  - Spitzer's figure eight abandoned
- 

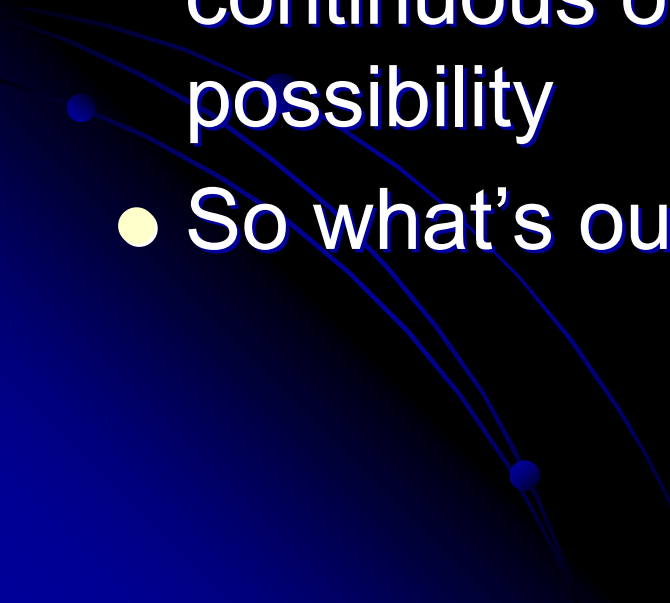
# Why are stellarators back?



Courtesy of Wikipedia.

- Problems with inducing plasma current in tokamaks, disruptions
- Computational power increases
- Better understanding of MHD

# Experiments through the Ages

- US, Japan, Germany, all continued or developed programs to investigate stellarators
  - Reduced damage from disruptions, continuous operation made this a possibility
  - So what's out there now?
- 

# Large Helical Device

Figure removed for copyright reasons.  
Photo of LHD in Nagoya, Japan.  
See <http://tempest.das.ucdavis.edu/pdg/image003.jpg>

- Located in Nagoya, Japan
- Turned on in 1998

# Info on LHD

- Largest superconducting stellarator in the world
- Major helical radius 3.9m
- Max helical field 6.9T
- Three poloidal coils of varying size, strength

Figure removed for copyright reasons.

Image of poloidal coils.


See image at [http://www.lhd.nifs.ac.jp/en/lhd/LHD\\_info/coil.html](http://www.lhd.nifs.ac.jp/en/lhd/LHD_info/coil.html)

# Results at LHD

- $T=10\text{keV}$  for electrons
- $T=13.5\text{ keV}$  for ions
- 0.36s confinement time
- Plasma duration of 3900 seconds


Figure removed for copyright reasons.  
See Reference 1.

# Wendelstein 7-X

- Located in Garching, Germany
  - Currently in construction
  - Scheduled to start up in 2011
  - Superconducting magnets
  - Proof-of-concept experiment
- 

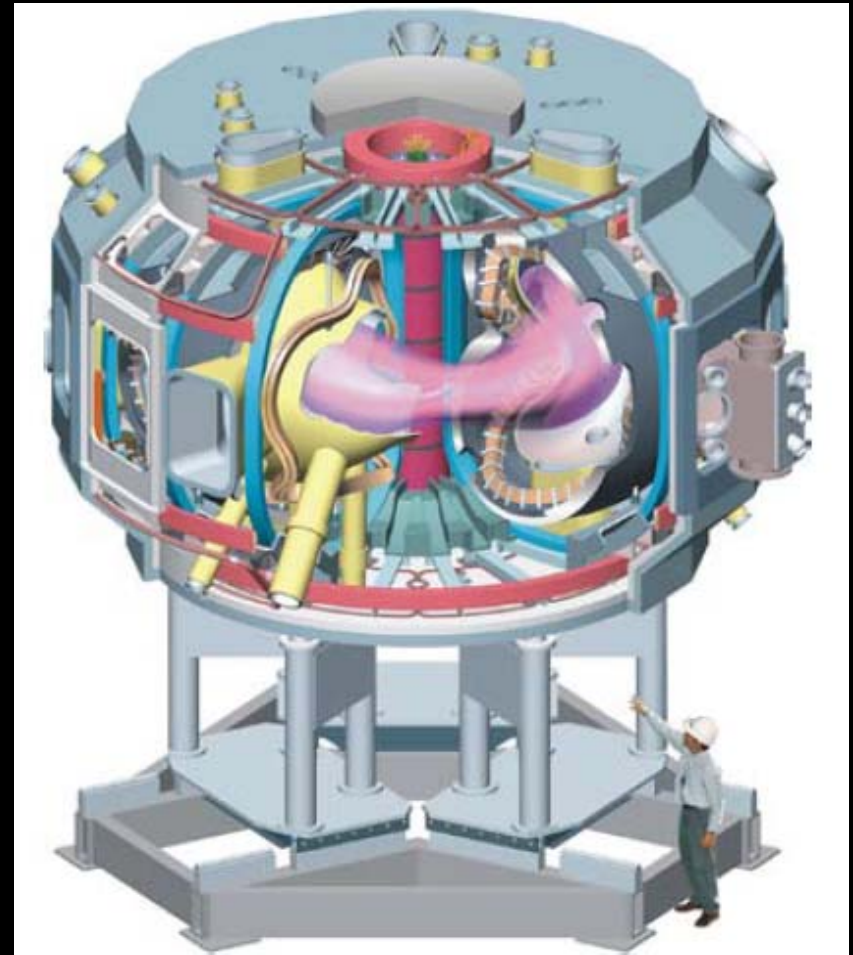


# Info on W7-X

- Field of 3T
  - Max T=60 million K
  - Max radius 5.5m
  - Discharge time of about 30 minutes, steady state with RF heating
  - 5-30 milligrams of material
- 

# National Compact Stellarator Experiment


- Based out of Princeton Plasma Physics Lab (PPPL)
- First plasma in 2009
- Demonstrate feasibility of smaller, compact stellarators




Courtesy of the Princeton Plasma Physics Laboratory.

# Some NCSX Facts

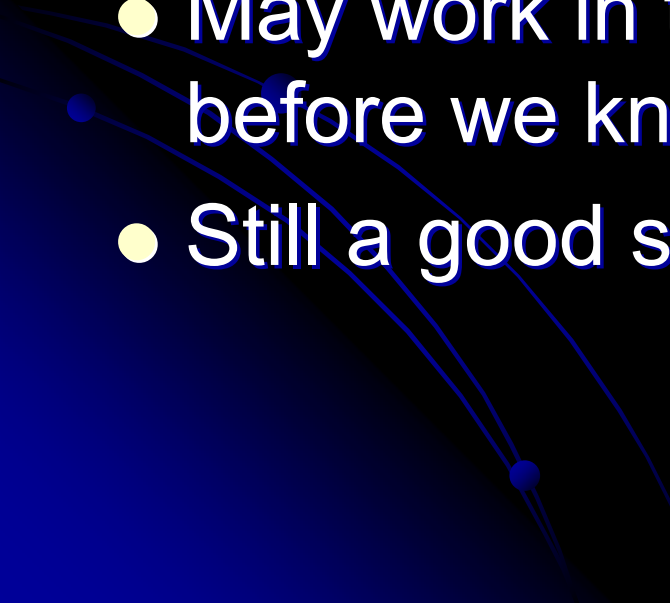
- Compact size requires high fields, high densities
- Major radius 1.4m
- 1.2-1.7T field
- Uses 12MW heating



# So what's the problem?

- Stellarators are expensive
    - Billions, not millions, of dollars
  - Stellarators are not modular
    - Custom design and implementation for each coil makes repair/modification difficult
  - Stellarators are still big unknowns
    - Still a lot of unanswered questions: how to remove power, how to control plasmas, how to maximize efficiency
- 

# The Future of Stellarators

- Up in the air at this point
    - Success of experiments
    - Success of ITER
    - Advances in technology
  - May work in the distant future, but not before we know about ITER
  - Still a good source of plasma science
- 

# References

- CTIX website,  
<http://ctix.das.ucdavis.edu/default.htm>
- PPPL website, <http://www.pppl.gov>
- LHD website,  
[http://www.lhd.nifs.ac.jp/en/lhd/LHD\\_info/c\\_oil.html](http://www.lhd.nifs.ac.jp/en/lhd/LHD_info/c_oil.html)
- WX-7 website,  
<http://www.ipp.mpg.de/de/for/index.html>