


**Technology Policy Negotiations and  
Dispute Resolution  
ESD.933 – Session 4**

**Interactive Skills**

Joel Cutcher-Gershenfeld

# Communication During Negotiations



- Effective communication is one of the hardest things to do in life
- 
- We will focus checking the message and listening for underlying interests

# Checking the Message

Statement: Your views on negotiating with others who are very powerful


- Step 1: Agree to check the message
- Step 2: Paraphrase what was heard
- Step 3: Ask if accurate
  - If yes, proceed
  - If no, rephrase until accepted



- Listen Actively*** – Show them you understand:
- » that they feel strongly
  - » what they feel strongly about
  - » why they feel strongly about it
  - » and PAUSE to let them respond

# Listening for Interests

- Requires active listening -- probing to understand “Why?”
- Sample questions
  - *What is the underlying concern?*
  - *Help me understand why you need that?*
- Use “what ifs” to clarify understanding
  - *Would this other option work?*
  - *Would it be better or worse if . . . ?*



# Listening to distinguish among interests


Statement by a member of a cross-functional scientific research team:

*“You were supposed to train me two months ago in how to use the new computerized scheduling and information system, but this still hasn’t happened.”*

What are some potential underlying interests?

How would you know which interests are most important in this particular instance?

Lesson: Ask in order to fully listen.



# Positional and Interest-Based Approaches to Additional Issues

- For each of the following issues, work in small groups to illustrate different ways to introduce the issue  
*(first in a positional way and then in an interest-based way)*
  - Issue 1: *The establishment of a new, Independent Technical Authority (ITA) for safety at NASA*
    - A positional statement. . .
    - An interest-based statement. . .
  - Issue 2: *The creation of a common set of protocols for government agencies using geospatial data*
    - A positional statement. . .
    - An interest-based statement. . .
  - Issue 3: *The introduction of a new “family-friendly” policy in an organization, allowing for flexible hours and some work at home*
    - A positional statement. . .
    - An interest-based statement. . .

# Stump Speeches

- Why stump speeches?
- Definition
  - The idea of a stump speech dates back to old times, when a public figure would be called upon (with no advance notice) to get up on a tree stump and speak to important public issues
  - This is a time-limited situation where you are on the spot – needing to engage or address an issue

## Examples from your experience

- What works?
- What doesn't?
- How long is a stump speech?

# Elements of a Stump Speech

- **Sizing up a situation**
  - Mental map -- Stakeholders/interests, risks/benefits, urgency
  - Clarify issue and urgency -- interactively or just stated
- **Constructing a targeted, helpful message**
  - Keep it simple and focused -- full presentation can come later
  - See sample frameworks on next page
- **Delivery -- be genuine**
  - Be honest about what you know, what you do not know, and what you can't discuss
- **Handling questions**
  - Paraphrase questions to check accuracy and legitimize underlying interests
  - Record all issues raised
  - Track open-unanswered questions -- ensure follow-up



# Sample Frameworks

*(ways to instantly organize a stump speech)*

- **Strategic planning framework**

- Where are we now?
- Where are we going?
- How will we get from here to there?

- **Stakeholder framework**

- Who are the key stakeholders?
- What are their concerns or interests?
- How to take into account all stakeholders?

- **Problem-solving framework**

- Define the problem
- Identify options
- Consider brainstorming
- Agree on next steps

- **Question and Answer framework**

- Clarify issue
- Record all questions
- Compose responses -- including follow-up for open questions

# Handling Difficult Questions

- **Listening in action**
  - Stay centered – treat each question with sincerity and respect
  - Speak to what may be underlying interests or concerns – highlight legitimate, shared and conflicting interests
  - Probe for examples and underlying interests or concerns
  - Directly address factual issues where you can -- otherwise record question and get back to individual
- **Re-direct to the full group**
  - Ask the full group for input on this issue – particularly valuable where there seems to be a positive consensus emerging in the room
- **Issues-Resolution/Problem-Solving tracking matrix**
  - What is a question-tracking matrix and who has had any experience using one?
  - Why might this be important in handling difficult questions?

# Issue Resolution/Problem-Solving Matrix

Item #	Date Presented	Problem/Issue	<u>Action Taken</u> Action to be Taken	Responsibility	Report Date	Status/ Results/ Impact

# Keeping Hot Buttons from Becoming Flash Points

- ***Empathize***
  - “If I were in your shoes I would certainly have that concern.”
- ***Side-step personal attacks***
  - “That feels like a personal attack, which is not what this session is about.”
- ***Look for “judo” opportunities***
  - “I agree entirely with this part of what you are saying -- what can we do about this?”
- ***Turn to the full group***
  - “This sounds important -- what additional information do we need? What has been the experience of others on this issue? What are our options?”

**I. Prepare**

**II. Bargain Over How to Bargain**

**III. Open & Explore**

**IV. Focus & Agree**

**V. Implement & Sustain**