



















Stroke Order of Characters in Lesson 2

The number before each stroke indicates where the stroke starts as well as the stroke order.

		
<p>shì</p>	<p>nán</p>	<p>de</p>
		
<p>nǚ</p>	<p>dì</p>	<p>xiǎo</p>
		
<p>mǎ (T)</p>	<p>mǎ (S)</p>	<p>dōu</p>


		
chén (F)	shéi/shuí (F)	zhāng (F)
		
chén (S)	shéi/shuí (S)	zhāng (S)
		
zhè/zhèi (T)	xué (T)	shēng
		
zhè/zhèi (S)	xué (S)	lǎo

		
shī (T)	diǎn (T)	ér/~r (T)
		
shī (S)	diǎn (S)	ér/~r (S)
		
zěn	me (T)	yàng (T)
		
gāo	me (S)	yàng (S)

		
zhōng	duì (T)	nán (T)
		
wén	duì (S)	nán (S)
		
jǐn (T)	gè/ge (T)	gè/ge
		
jǐn (S)	yǐ	qián

		
xiàn (T)	xiàn (S)	zài
		
kàn	bào (T)	bào (S)
		
nà/nèi	dàn	kě
		
nǎ/něi	shén (T)	shén (S)

		
<p>dōng (T)</p>	<p>dōng (S)</p>	<p>xī</p>
		
<p>shǒu</p>	<p>jī (T)</p>	<p>jī (S)</p>
		
<p>shū (T)</p>	<p>shū (S)</p>	<p>bāo</p>
		
<p>bǐ (T)</p>	<p>bǐ (S)</p>	<p>zǒu</p>

		
<p>chē (T)</p>	<p>sǎn (T)</p>	<p>guì (T)</p>
		
<p>chē (S)</p>	<p>sǎn (S)</p>	<p>guì (S)</p>
		
<p>zǐ/zi</p>	<p>zì</p>	<p>diǎn</p>
		
<p>qǐ3</p>	<p>lái2 (T)</p>	<p>lái2 (S)</p>

		
<p>xíng/háng</p>	<p>nín</p>	

MIT OpenCourseWare
<http://ocw.mit.edu>

Resource: Learning Chinese: A Foundation Course in Mandarin
Dr. Julian K. Wheatley

The following may not correspond to a particular course on MIT OpenCourseWare, but has been provided by the author as an individual learning resource.

For information about citing these materials or our Terms of Use, visit: <http://ocw.mit.edu/terms>.