


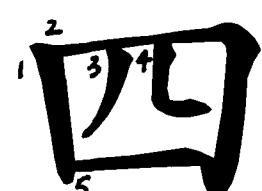



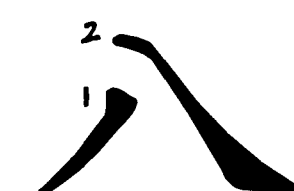
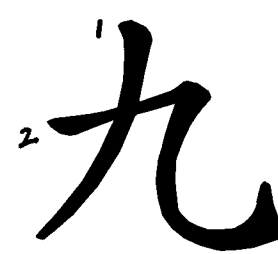














Stroke Order of Characters in Lesson 1

The number before each stroke indicates where the stroke starts as well as the stroke order.

		
yī/yí/yì	èr	sān
		
sì	wǔ	liù
		
qī	bā	jiǔ

		
shí	nián	yuè
		
rì	hào (T)	hào (S)
		
míng	zuó	jīn
		
tiān	Wáng	Lǐ

		
Máo	Zhōu	Bái
		
Lín	xìng	tā
		
tā	yě	wǒ
		
nǐ	men (T)	men (S)

<p>bú/bù</p>	<p>ma (T)</p>	<p>ma (S)</p>
<p>ne</p>	<p>hǎo</p>	<p>lèi</p>
<p>máng</p>	<p>lěng</p>	<p>hěn</p>
<p>hái (T)</p>	<p>hái (S)</p>	<p>le</p>

<p>è (T)</p>	<p>è (S)</p>	<p>tài</p>
<p>rè (T)</p>	<p>rè (S)</p>	<p>chī</p>
<p>fàn (T)</p>	<p>fàn (S)</p>	<p>yǐ</p>
<p>jīng (T)</p>	<p>jīng (S)</p>	<p>bān</p>

<p>kè (T)</p>	<p>kè (S)</p>	<p>shàng</p>
<p>xià</p>	<p>méi (T)</p>	<p>méi (S)</p>
<p>yǒu</p>	<p>yǒng</p>	<p>shuǐ</p>

MIT OpenCourseWare
<http://ocw.mit.edu>

Resource: Learning Chinese: A Foundation Course in Mandarin
Dr. Julian K. Wheatley

The following may not correspond to a particular course on MIT OpenCourseWare, but has been provided by the author as an individual learning resource.

For information about citing these materials or our Terms of Use, visit: <http://ocw.mit.edu/terms>.